



**Feidhmeannacht um Dhaoine ar Easpa  
Díidine Réigiún Bhaile Átha Cliath**  

---

**Dublin Region Homeless Executive**

**Performance Report 2015 relating to the Protocol Governing Delegation of  
Section 10 Funding for Homeless Services to Dublin City Council**

**Quarter 1 2016**

**April 2016**

## Q1 2016 Headline Items:

### Tenancy protection and sustainment

- The Tenancy Protection Service (TPS) has been contacted by 8,079 households in the Dublin regions since June 2104 to end of March 2016.
- Nearly half of these households (4,107) were considered to be at risk of homelessness and progressed to active case management.
- At March 31<sup>st</sup> 2016 a total of 2,234 households (28% of all contacts) had been protected and sustained under the TPS *via* a rent uplift (1,914); advocacy (240) or re-housing (80).

### Rough Sleeping

- A minimum of 102 persons are confirmed as rough sleeping in Dublin in Spring 2016.
- This is a 12% increase since Winter 2015 (when 91 persons were discovered sleeping rough). It represents a 3% reduction since Spring 2015 when 105 persons were confirmed as sleeping rough.
- Nearly two thirds (62%) of persons engaging in rough sleeping over the quarter gained access to emergency accommodation. This is a reduction from 76% in the previous quarter (Q4, 2015).

### Use of Emergency Accommodation

- A total of 3,777 adults used emergency accommodation during Qtr1, 2016.
- Of these, one adult in five (20%; 752) were new presentations assessed as homeless and placed in emergency accommodation. The remaining 80% (3,025) were repeat or existing service users.
- The nightly placement rate into emergency accommodation for adults using the local authority placement service and the homeless freephone averaged 270 persons over the quarter.
- Of the 2,579 beds available in emergency accommodation in Dublin on the last day of the quarter (31<sup>st</sup> March), only 2 were unoccupied.

### Support Plans for Emergency Accommodation Users

- A total of 1,775 adults residing in emergency accommodation have an active support plan. This is less than half (46%) of all adults residing in emergency accommodation over the quarter.

**Q1 2016 Headline Items:****Long-term homelessness**

- Of the 2,577 adult individuals in emergency accommodation on the last day of Qtr1, 2016 a total of 1,476 (or 57%) have resided in emergency accommodation for 6 months or more and are considered to be long-term homeless.

**Family Homelessness**

- Among the population in emergency accommodation are adults who present with child dependents.
- At the end of the quarter, a total of 839 families – comprising 1,132 adults and 1,723 dependent children - are residing in emergency accommodation.
- Of these, 629 families are residing in commercial hotels in lieu of access to alternative forms of emergency accommodation.

**Tenancy creation and housing support**

- The total number of adults who moved to tenancies in Qtr1, 2016 was 413. This is the highest number recorded for any quarter to date.
- The significant majority (91%) moved to some form of social housing option with 215 adults in social tenancies and 161 adults in HAP tenancies. Private rented tenancies accommodated 36 adults.
- Among these new tenants, 85% (350 tenants) are in receipt of post-settlement housing support and 63 tenants are living independently without housing support.

**Departures from homeless services to other living situations**

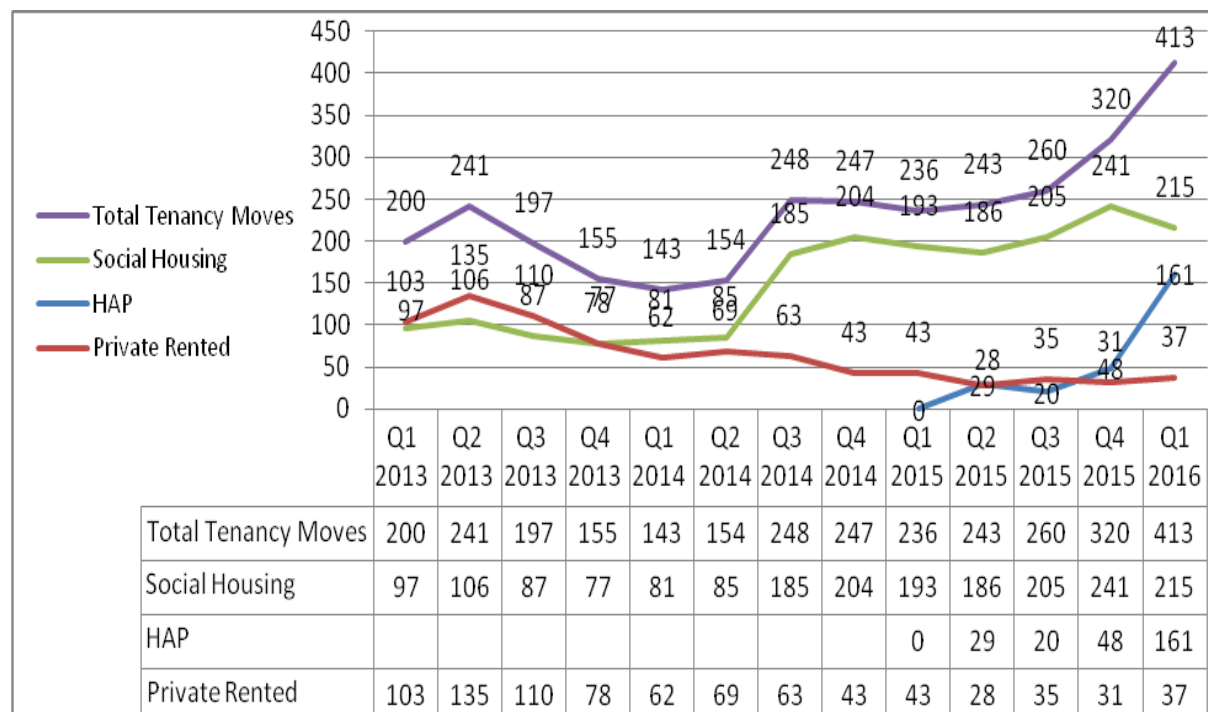
- In addition to departures to independent living in tenancies, 216 adults departed homeless services to other living situations.
- These included staying with family or friends (76 persons); relocation to another country (17 persons); admission to medical facility (hospital – 59 persons; residential treatment – 31 persons) and admission to correctional facilities (prison remand – 33 persons).

**Part 1**

**1. 2016 Target for Accommodating Homeless Persons with Full Tenancies**

Target number of individuals for 2016	Number of Accommodation Units Delivered with Full Tenancies	Quarterly Total Adult Individuals Q1 2016	Total Adult Individuals to Date in 2016
	Local Authority Lettings	141	141
	Approved Housing Bodies (AHB) Lettings	46	46
	LTS (long-term supported accommodation)	28	28
	Private Rented	37	37
	Housing Assistance Payment (HAP)	161	161
	Totals <sup>1</sup>	413	413

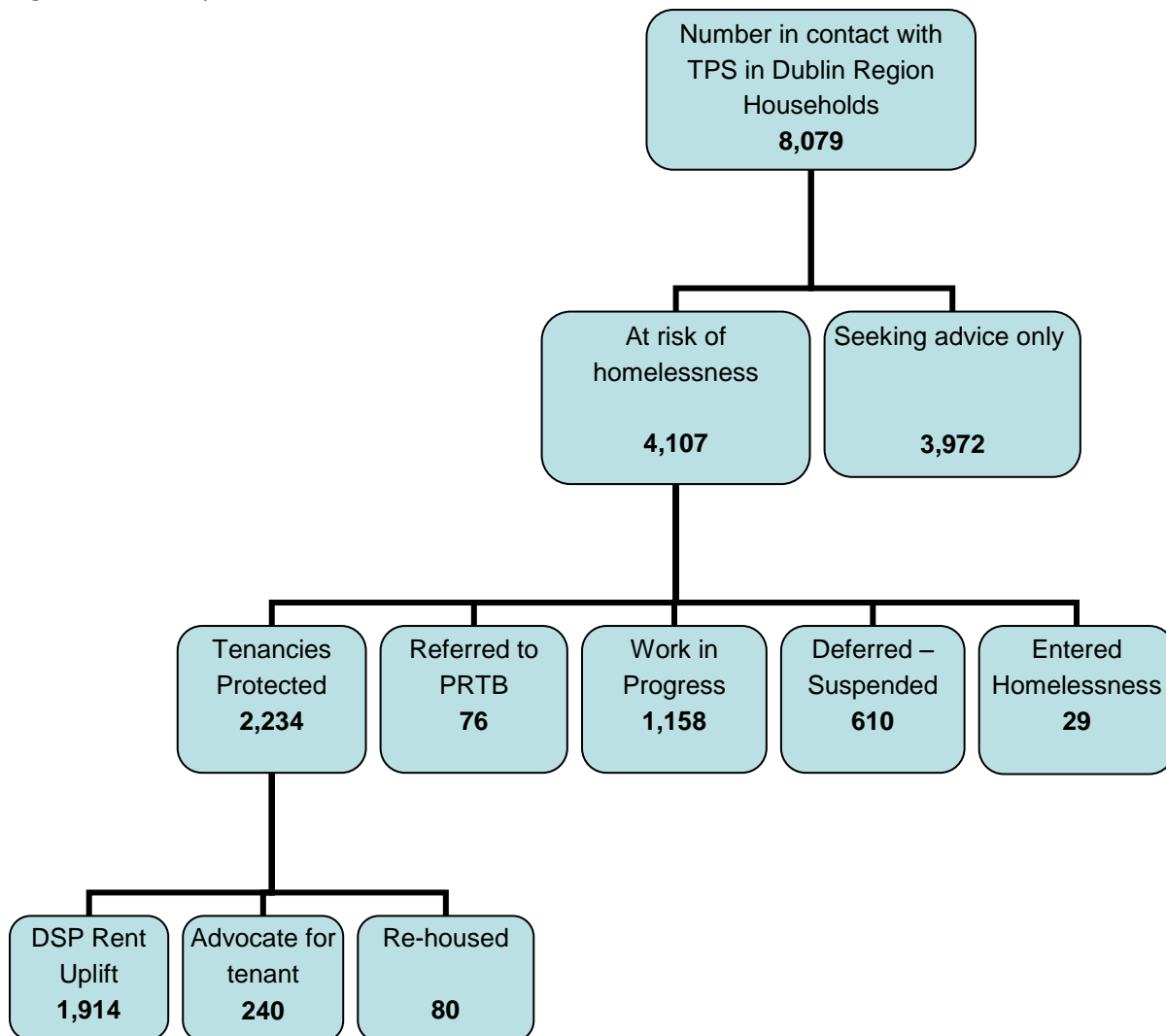
**Figure 1: Moves to Tenancies Q1 2013 – Q1 2016**



**Tenancy Protection Service**

<sup>1</sup> PASS records the number of unique adult individuals moving-on to independent living

Figure 2: Tenancy Protection Service: June 2014 – March 2016

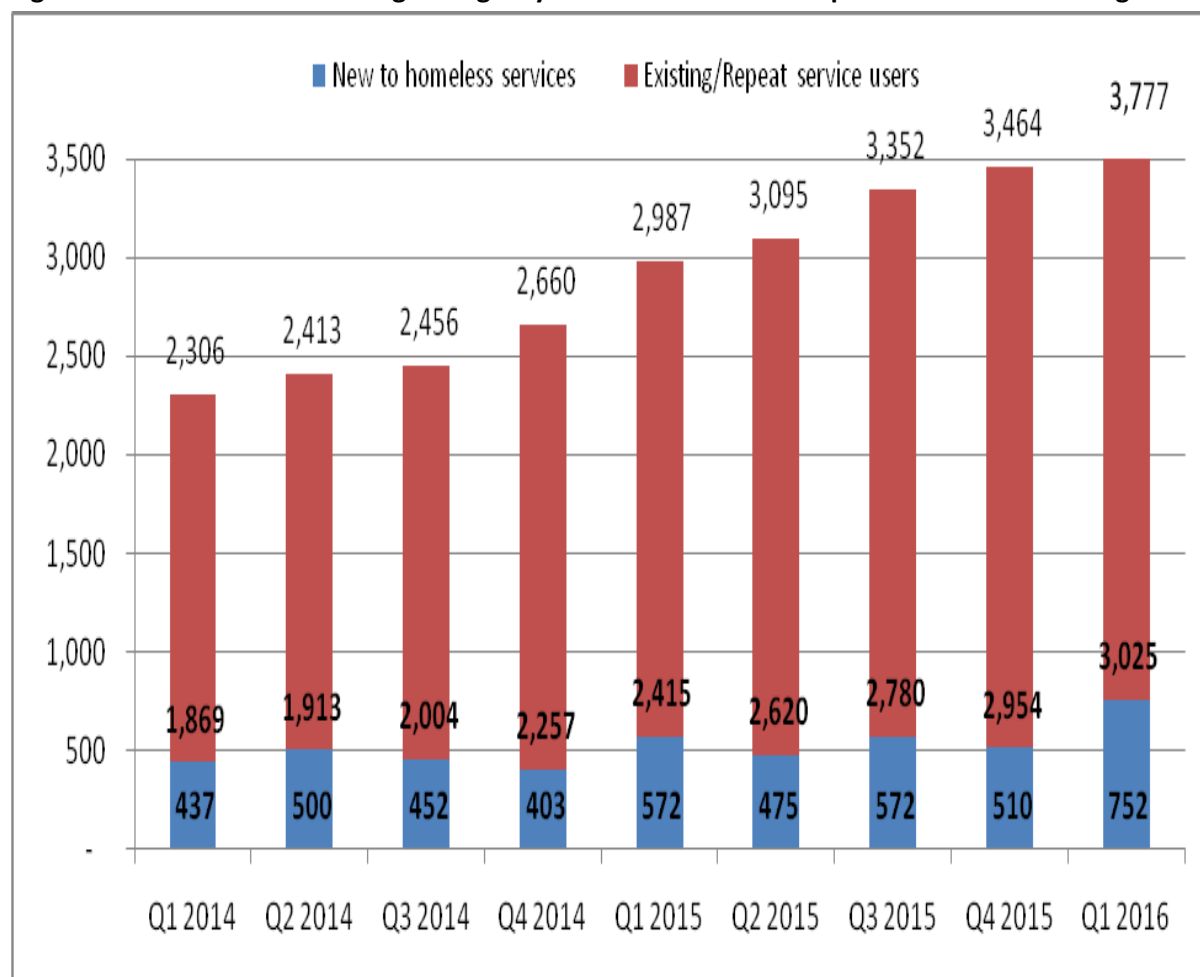


**Part 2**

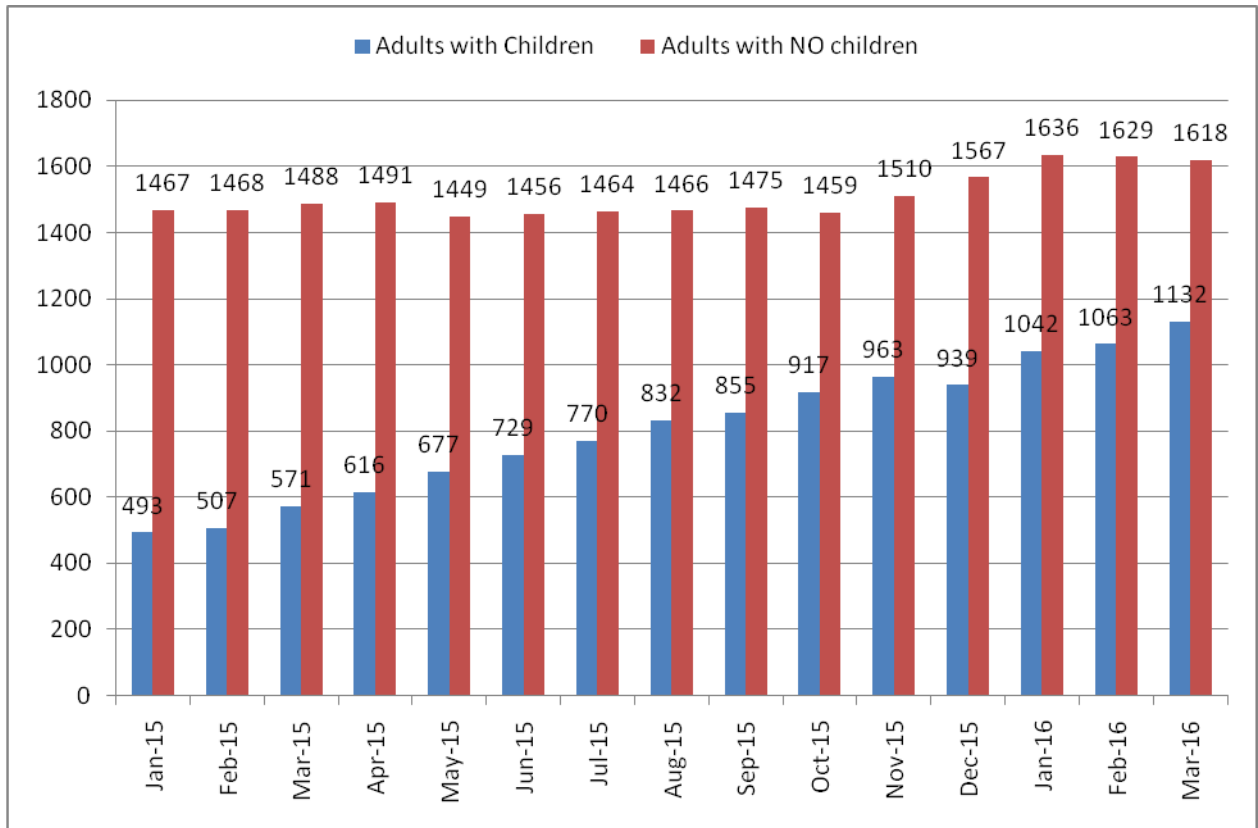
**2. Number of new presentations on a daily basis**

	New	Repeat	Total Q1 2016
Number of adult individuals using emergency accommodation in Q1 2016	752	3,025	3,777
Number of days in Q1 2016	91		
Daily average	8.3		

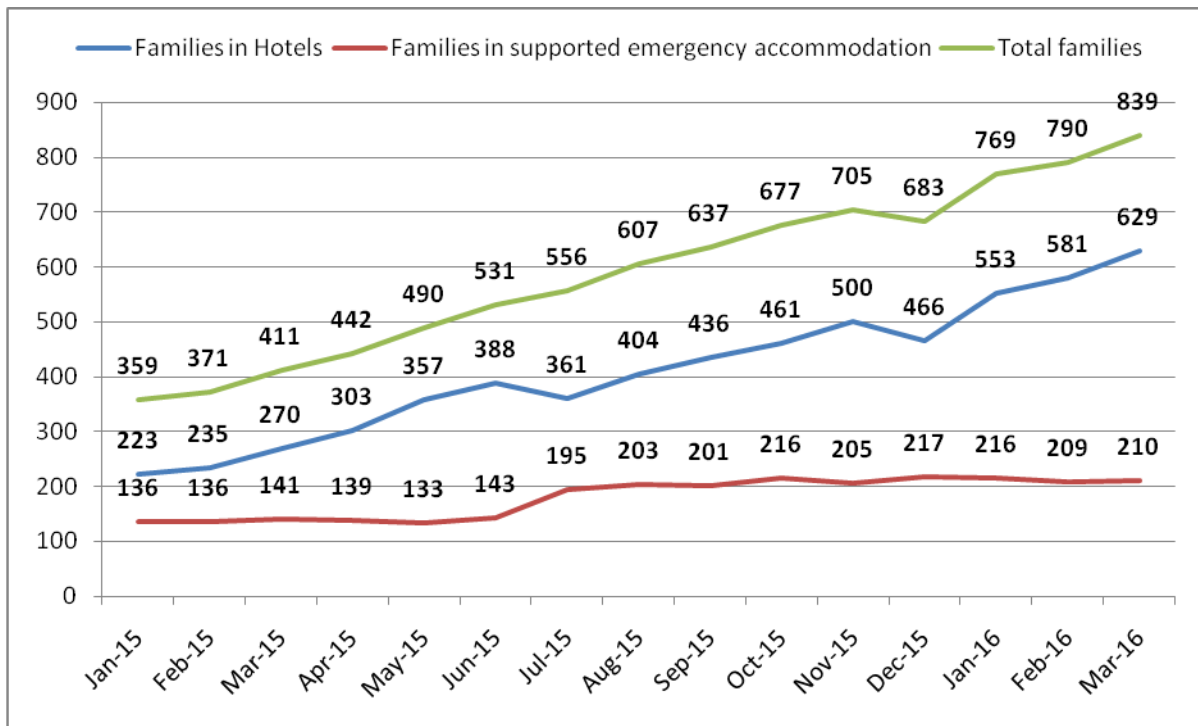
**Figure 3: Number of adults using emergency accommodation each quarter in the Dublin Region**



**Figure 4: Breakdown of adults accessing emergency accommodation each month<sup>2</sup>**

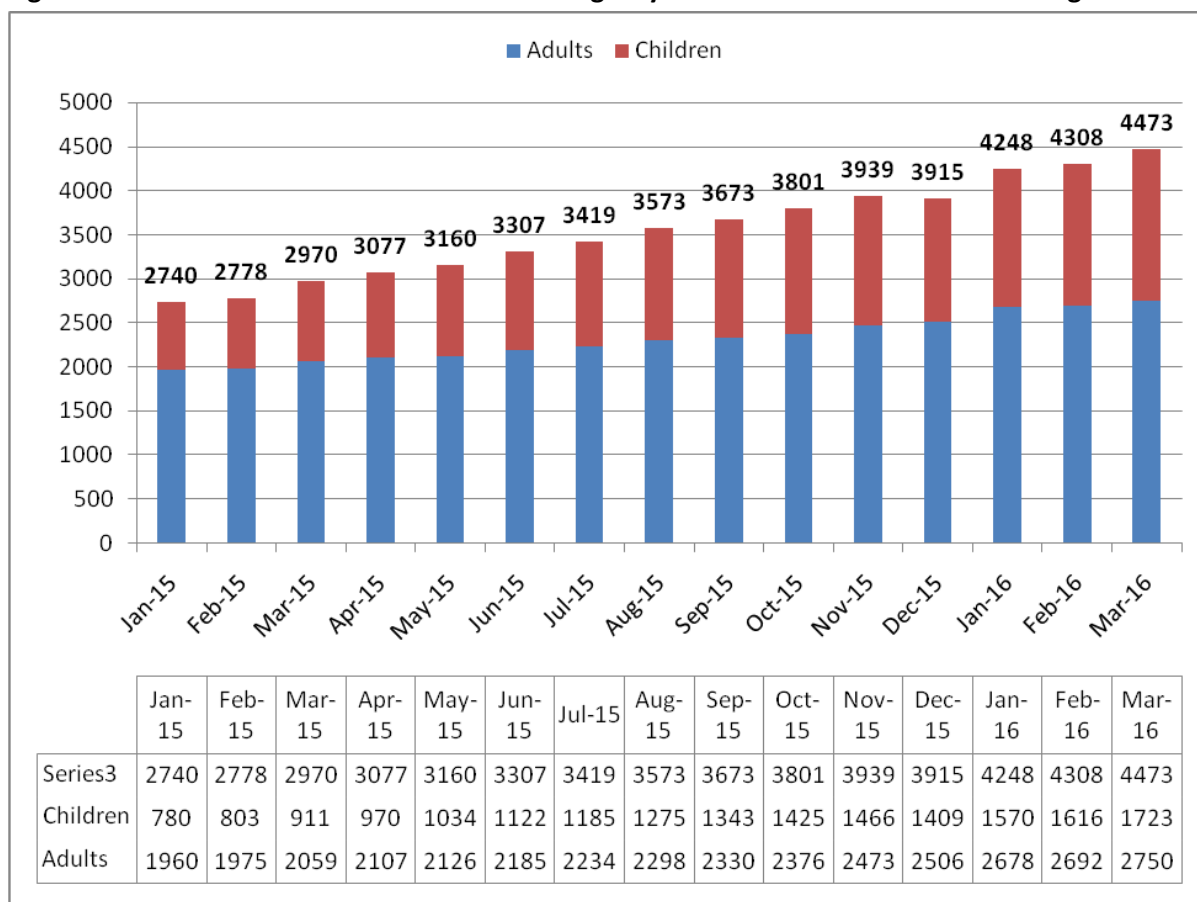


**Figure 5: Type of accommodation accessed by families in the Dublin Region**



<sup>2</sup> Figures are produced monthly detailing the number of adults and children who accessed emergency accommodation over a single week. Available: <http://www.environ.ie/en/DevelopmentHousing/Housing/SpecialNeeds/HomelessPeople/>

**Figure 6: Number of adults and children in emergency accommodation in the Dublin Region**

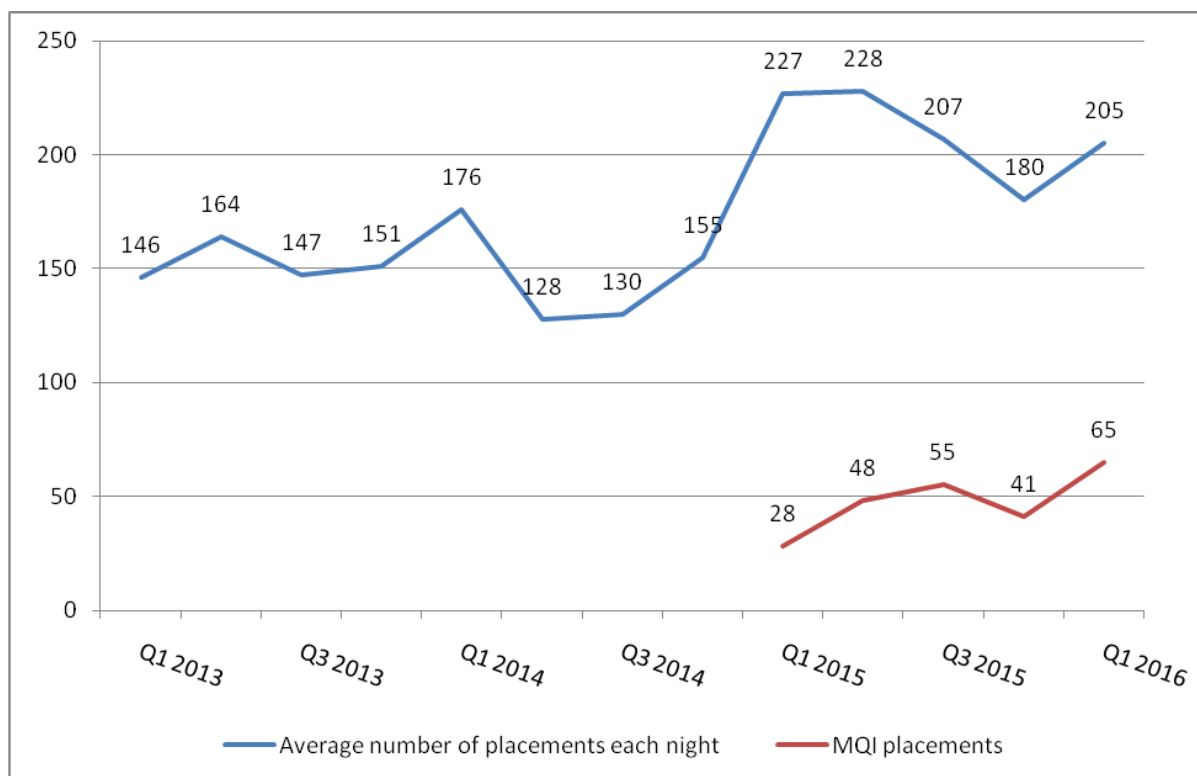


**Additional Information:**

Service	Number of placements in Q1 2016	Number Offered accommodation	Number of 'No shows'	Number unable to accommodate - insufficient capacity / unsuitability (Sleeping bags booked)
Calls from Service Users: Helpline	16,456	16,701		1,477
Placement Service	8,119	8,119	1,543	7
Total	24,575	24,820	1,543	1,484
Average per night	270	273	17	16



**Figure 9: Number of nightly placements into emergency accommodation<sup>3</sup>**



<sup>3</sup> Figures refer only to placements into emergency accommodation; MQI night service placements are excluded.

### 3. Number of persons in emergency accommodation for longer than 6 months

Type of Emergency Accommodation <sup>4</sup>	Number of Adult Individuals on last day of Quarter 1 2016	Resident < 6 Months	Resident > 6 Months	
			Consecutively or continuously in emergency accommodation for longer than 6 months	Non-consecutively in emergency accommodation for longer than 6 months in the previous 12 month period
Supported Temporary Emergency Accommodation (STA)	1046	375	447	224
Temporary Emergency (TEA)	70	18	49	3
Private Emergency (PEA)	1461	708	668	85
<b>Total</b>	<b>2577</b>	<b>1101</b>	<b>1164</b>	<b>312</b>
			<b>1476</b>	

**Table 4a: Change in number and rate of adult long-term homelessness each quarter**

	Q1 2014	Q2 2014	Q3 2014	Q4 2014	Q1 2015	Q2 2015	Q3 2015	Q4 2015	Q1 2016
Number of adult individuals in emergency accommodation on last day of the quarter	1,394	1,414	1,491	1,692	1,868	1,975	2,119	2,279	2577
Number of those individuals in accommodation 6 months or more on the last day of the quarter	763	774	826	921	997	1,053	1,153	1,290	1476
Percentage	55%	55%	55%	54%	53%	53%	54%	57%	57%
Monthly Increase:	-	11	52	95	76	56	100	137	186

<sup>4</sup> These figures exclude MQI Night Café

## Additional Information:

Table 5: Number of clients with a support plan		
Accommodation Category	Total Number of Persons During Quarter 1 2016	Number with a Support Plan
Supported Temporary Accommodation (STA)	2073	1266
Temporary Emergency Accommodation (TEA)	101	92
Private Emergency Accommodation (PEA)	1952	561
Other (Simon Detox and Residential Alcohol Service)	87	64
(less) people accessing multiple accommodation types during the quarter*	(391)	(208)
<b>Total (Unique Individuals accessing emergency accommodation)</b>	<b>3822</b>	<b>1775</b>
*Note – some individual's access services in more than one accommodation type during the quarter.		

**Table 5a: Number and percentage of adult individuals in emergency accommodation with support plans each quarter in the Dublin Region**

	Q1 2014	Q2 2014	Q3 2014	Q4 2014	Q1 2015	Q2 2015	Q3 2015	Q4 2015	Q1 2016
Individuals in emergency accommodation with a support plan	1,237	1,242	1,399	1,491	1,529	1,564	1,587	1,700	1,775
Percentage of Individuals in emergency accommodation with a support plan	53%	51%	56%	55%	51%	50%	48%	48%	46%

#### 4. Number of persons leaving emergency accommodation

Table 6: Number of persons leaving emergency accommodation Q1 2016	
Moved to new/independent accommodation (As reported in table 1)	413
Staying with family or friends	76
Relocated to another country	17
Departure to Medical Facilities: Hospital	59
Departure to Medical Facilities: Residential Treatment	31
Departure to Correctional Facilities: Prison (on remand)	33
<b>Total</b>	<b>629</b>

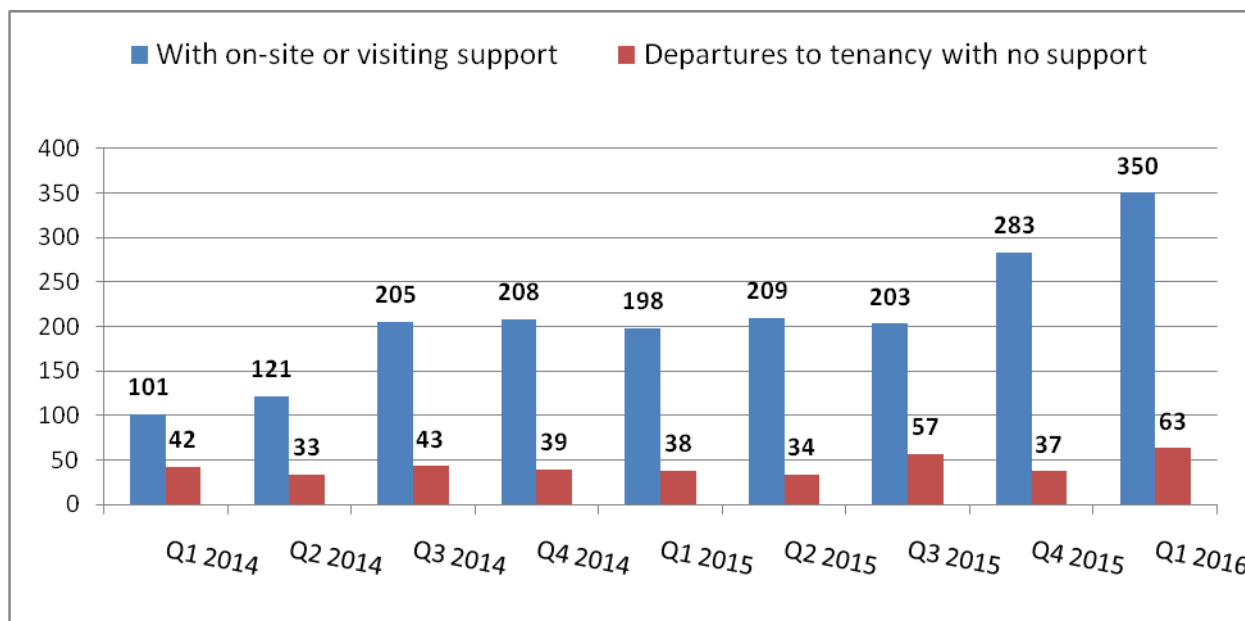
#### 5. Occupancy rate in emergency accommodation

Table 7: Occupancy rate in emergency accommodation	
Total number of beds available at (31 <sup>st</sup> March 2016)	2,579
Number of beds occupied at (31 <sup>st</sup> March 2016)	2,577

#### 6. Number of persons moving on into independent living with support

Table 8: Number of persons moving to independent living with support	
Persons moved on into independent living with support	Total Q1 2016
Number in supported accommodation (LTA on-site supported)	28
Number in Approved Housing Body accommodation (AHB on-site supported and visiting support)	38
Number in local authority owned accommodation with support (LA on-site supported and visiting support)	114
Number in private rented accommodation with floating support services (visiting support only)	19
Housing Assistance Payment (HAP)	151
<b>Total</b>	<b>350</b>

**Figure 12: Tenancies with and without post settlement support in the Dublin Region**



Additional Information:

SLI Service Provider	Number of Persons Currently Supported in tenancy Q1 2016	Number of Persons No Longer Requiring Support (*or not in housing)	Total Cases to Date
Focus/PMVT Sli Visiting Support	214	556	770
Simon Sli Visiting Support	159	1,145	1,304
Hail Mental Health Visiting Support	44	210	254
Housing First On-going Visiting Support	48	0	48
<b>Total</b>	<b>465</b>	<b>1,911</b>	<b>2,376</b>

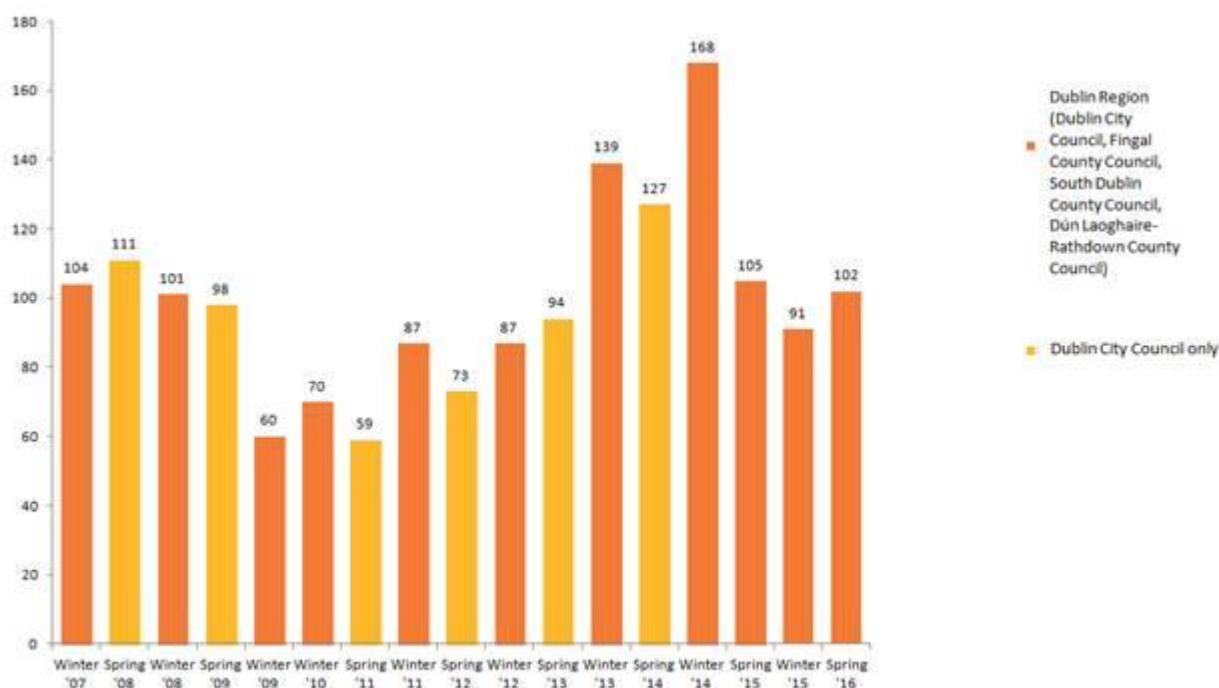
**7. Number of persons moving on into independent living without support**

Table 10: Number of persons moving on into independent living without support Q1 2016	
Number in private rented accommodation without support	18
Number in local authority owned accommodation without support	27
Number in other Approved Housing Body accommodation without support	8
Number in Housing Assistance Payment without support	10
<b>Total</b>	<b>63</b>

**8. Number of persons sleeping rough**

Table 11: Number of persons sleeping rough		
		With a Support Plan
Number of persons discovered sleeping rough on night of Rough Sleeping Count (24 <sup>th</sup> April 2016)	102	
Number of persons sleeping rough with a PASS record	62	n/a

- **102** persons are confirmed as rough sleeping in Spring 2016, 12% increase since Winter 2015 (91 discovered sleeping rough). It represents a 3% reduction since Spring 2015 when 105 persons were confirmed as sleeping rough.



- **Of the 102 persons sleeping rough:**
  - **84** were male, **16** were female and **2** were unknown
  - **64** were Irish, **17** were non-Irish and **21** were unknown

- **20** were aged 18-30 years, **27** were aged 31-40, **15** were aged 41-50, **9** were aged 51-60, **5** were aged 61+ and **26** were unknown

- **PASS Records**

- **62** persons discovered have a PASS record;
- **9** have no PASS record; and,
- **31** did not supply sufficient information to check on PASS. The majority of these individual were bedded down and asleep.

Table 12: Number of persons recorded as rough sleepers engaging/in contact with HFIT Q1 2016	
Number of persons in contact Bedded Down	183
Number of persons in contact Not Bedded Down	220
<b>Total Individuals</b>	<b>403</b>
<i>Number of persons who also used Emergency Accommodation</i>	<i>250</i>

Table 12a: Emergency accommodation use amongst individuals rough sleeping

	Q1 2014	Q2 2014	Q3 2014	Q4 2014	Q1 2015	Q2 2015	Q3 2015	Q4 2015	Q1 2016
No. in contact with RCOS/HFIT	406	446	354	450	435	449	454	423	403
No. accessing accommodation	304	312	224	378	317	298	312	322	250
Percentage in contact with HFIT and using Emergency Accommodation	75%	70%	63%	84%	73%	66%	69%	76%	62%

Table 12b: HFIT number of contacts with individual adults in Q1 2016

Number of contacts	Number on adults individuals	Percentage	Number of contacts	Percentage
<b>1-10 contacts</b>	349	87%	926	46%
<b>11-20 contacts</b>	32	8%	439	22%
<b>21-50 contacts</b>	21	5%	609	30%
<b>50-100 contacts</b>	1	0%	51	3%
<b>Total</b>	<b>403</b>	100%	<b>2025</b>	100%

#### Part 4

#### 10. Meetings of the Management Group and Consultative Fora

	Dates of meetings held in the Q1 2016	Membership Details																					
Statutory Management Group	4 <sup>th</sup> FEB 2016 1 <sup>st</sup> MAR 2016	Dublin Region Homeless Executive South Dublin County Council HSE Integrated Service Directorate The Probation Service Tusla																					
Regional Homelessness Consultative Forum	23 <sup>rd</sup> FEB 2016	<table border="1"> <tr><td>An Garda Síochána</td></tr> <tr><td>City of Dublin Education &amp; Training Board (CDETb)</td></tr> <tr><td>Department of Social Protection</td></tr> <tr><td>Department of Social Protection - HPU</td></tr> <tr><td>Dublin City Council</td></tr> <tr><td>Dublin Region Homeless Executive</td></tr> <tr><td>Dún Laoghaire-Rathdown County Council</td></tr> <tr><td>Fingal County Council</td></tr> <tr><td>Homeless Network</td></tr> <tr><td>    Crosscare</td></tr> <tr><td>    Merchants Quay Ireland</td></tr> <tr><td>    Threshold</td></tr> <tr><td>HSE Integrated Service Directorate</td></tr> <tr><td>HSE Dublin North City</td></tr> <tr><td>HSE Dublin West – Social Inclusion / HSE Dublin Mid Leinster</td></tr> <tr><td>Irish Council for Social Housing</td></tr> <tr><td>Irish Prison Service</td></tr> <tr><td>MAG – Peter McVerry Trust</td></tr> <tr><td>South Dublin County Council</td></tr> <tr><td>The Probation Service</td></tr> <tr><td>TUSLA – Child &amp; Family Agency</td></tr> </table>	An Garda Síochána	City of Dublin Education & Training Board (CDETb)	Department of Social Protection	Department of Social Protection - HPU	Dublin City Council	Dublin Region Homeless Executive	Dún Laoghaire-Rathdown County Council	Fingal County Council	Homeless Network	Crosscare	Merchants Quay Ireland	Threshold	HSE Integrated Service Directorate	HSE Dublin North City	HSE Dublin West – Social Inclusion / HSE Dublin Mid Leinster	Irish Council for Social Housing	Irish Prison Service	MAG – Peter McVerry Trust	South Dublin County Council	The Probation Service	TUSLA – Child & Family Agency
An Garda Síochána																							
City of Dublin Education & Training Board (CDETb)																							
Department of Social Protection																							
Department of Social Protection - HPU																							
Dublin City Council																							
Dublin Region Homeless Executive																							
Dún Laoghaire-Rathdown County Council																							
Fingal County Council																							
Homeless Network																							
Crosscare																							
Merchants Quay Ireland																							
Threshold																							
HSE Integrated Service Directorate																							
HSE Dublin North City																							
HSE Dublin West – Social Inclusion / HSE Dublin Mid Leinster																							
Irish Council for Social Housing																							
Irish Prison Service																							
MAG – Peter McVerry Trust																							
South Dublin County Council																							
The Probation Service																							
TUSLA – Child & Family Agency																							



Signed: C Morgan

Cathal Morgan, Director, Dublin Region Homeless Executive