



**Feidhmeannacht um Dhaoine ar Easpa  
Dídine Réigiún Bhaile Átha Cliath**  

---

**Dublin Region Homeless Executive**

**Performance Report 2015 relating to the Protocol Governing Delegation of Section 10  
Funding for Homeless Services to Dublin City Council**

**Quarter 2 2016**

**August 2016**

**Q2 2016 Headline Items:****Tenancy protection and sustainment**

- The Tenancy Protection Service (TPS) has been contacted by 8522 households in the Dublin regions since June 2104 to end of June 2016.
- Just over half of these households (4380) were considered to be at risk of homelessness and progressed to active case management.
- At June 30<sup>th</sup> 2016 a total of 2401 households (28% of all contacts) had been protected and sustained under the TPS *via* a rent uplift (2054); advocacy (252) or re-housing (95).

**Rough Sleeping**

- More than two thirds (69%) of persons engaging in rough sleeping over the quarter gained access to emergency accommodation.

**Use of Emergency Accommodation**

- A total of 3798 adults used emergency accommodation during Qtr2, 2016.
- Of these, one adult in six (16%; 619) were new presentations assessed as homeless and placed in emergency accommodation. The remaining 84% (3179) were repeat or existing service users.
- The nightly placement rate into emergency accommodation or night services for adults using the local authority placement service and the homeless freephone averaged 233 persons over the quarter.
- Of the 2667 adult beds available in emergency accommodation in Dublin on the last day of the quarter (30<sup>TH</sup> June 2016), only 2 were unallocated.

**Support Plans for Emergency Accommodation Users**

- A total of 1831 adults residing in emergency accommodation have an active support plan. This is less than half (47%) of all adults residing in emergency accommodation over the quarter.

**Q2 2016 Headline Items:****Long-term homelessness**

- Of the 2665 adult individuals in emergency accommodation on the last day of Qtr2, 2016 a total of 1586 (or 60%) have resided in emergency accommodation for 6 months or more and are considered to be long-term homeless.

**Family Homelessness**

- Among the adult population in emergency accommodation in June 2016, 44% were adults who presented with child dependents.
- At the end of the quarter, a total of 939 families – comprising 1270 adults and 1894 dependent children - are residing in emergency accommodation.
- Of these, 682 families are residing in commercial hotels in lieu of access to alternative forms of emergency accommodation.

**Tenancy creation and housing support**

- The total number of adults who moved to tenancies in Qtr2, 2016 was 412. This is equivalent to the previous quarter, Qtr1 2016, which was the highest number recorded for any quarter to date.
- The significant majority (96%) moved to some form of social housing option with 169 adults in social tenancies and 227 adults in HAP tenancies. Private rented tenancies accommodated 16 adults.
- Among these new tenants, 87% (359 tenants) are in receipt of post-settlement housing support and 53 tenants are living independently without housing support.

**Departures from homeless services to other living situations**

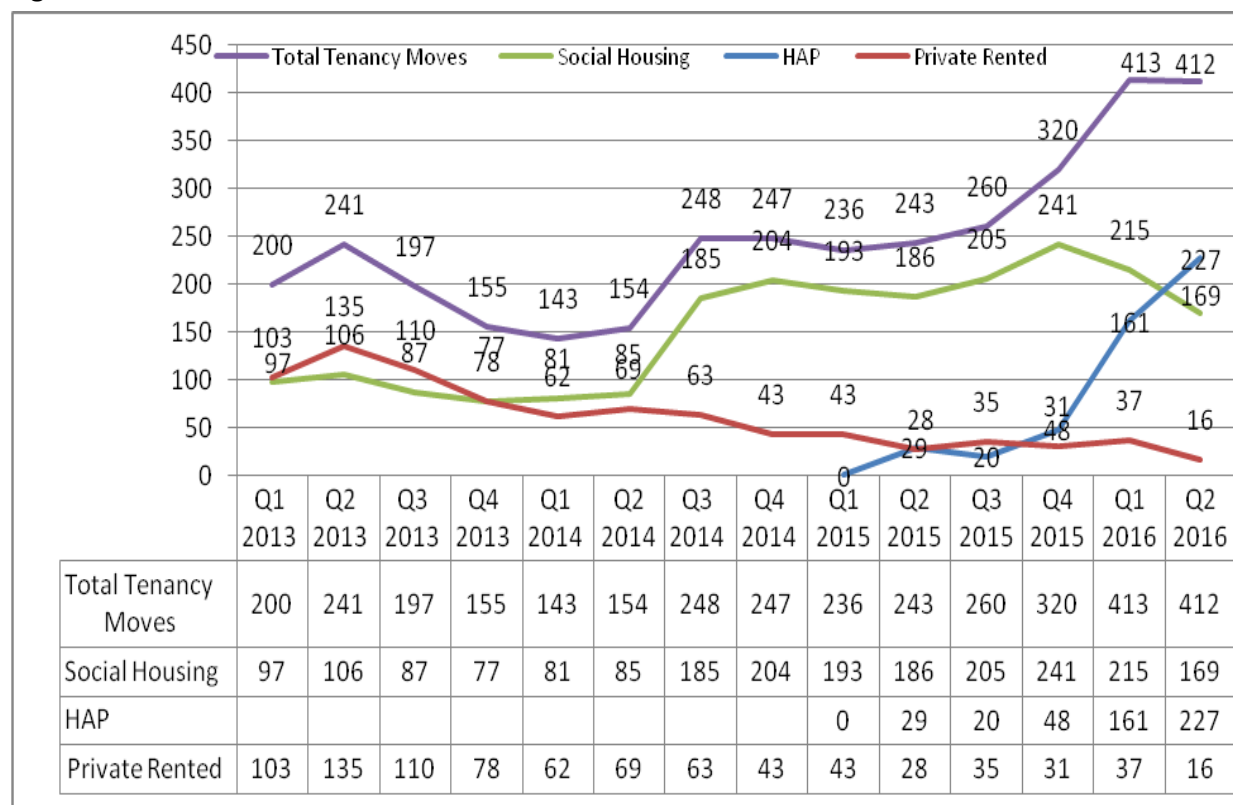
- In addition to departures to independent living in tenancies, 194 adults departed homeless services to other living situations.
- These included staying with family or friends (57 persons); relocation to another country (22 persons); admission to medical facility (hospital – 45 persons; residential treatment – 35 persons) and admission to correctional facilities (prison remand – 35 persons).

**Part 1**

**1. 2016 Target for Accommodating Homeless Persons with Full Tenancies**

Target number of individuals for 2016	Number of Accommodation Units Delivered with Full Tenancies			Quarterly Total Adult Individuals Q2 2016	Total Adult Individuals to Date in 2016
	Local Authority Lettings			108	249
	Approved Housing Bodies (AHB) Lettings			47	93
	LTS (long-term supported accommodation)			14	42
	Private Rented			16	53
	Housing Assistance Payment (HAP)			227	388
	Totals <sup>1</sup>			412	825

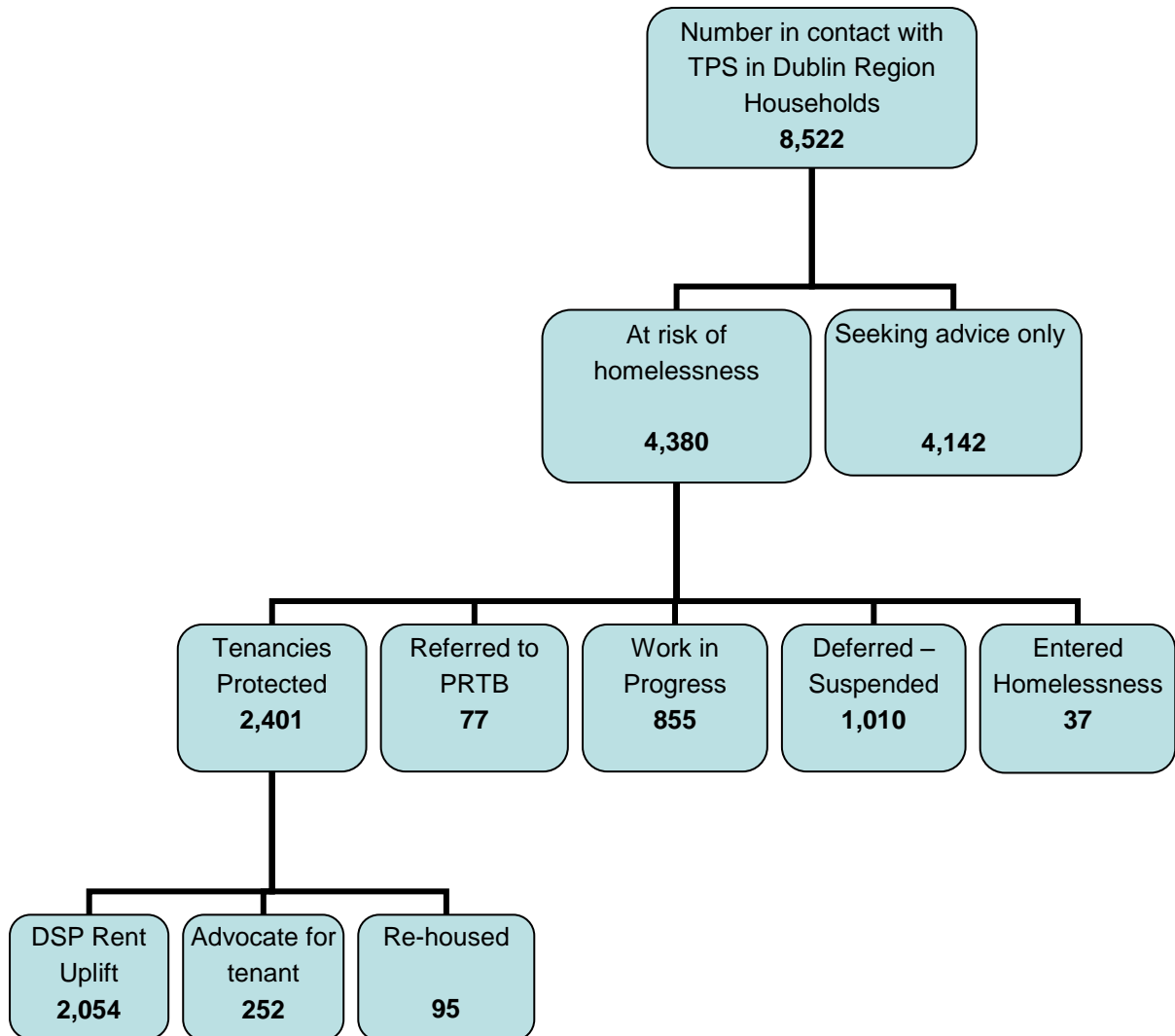
**Figure 1: Moves to Tenancies Q1 2013 – Q2 2016**



<sup>1</sup> PASS records the number of unique adult individuals moving-on to independent living

### Tenancy Protection Service

Figure 2: Tenancy Protection Service: June 2014 – June 2016

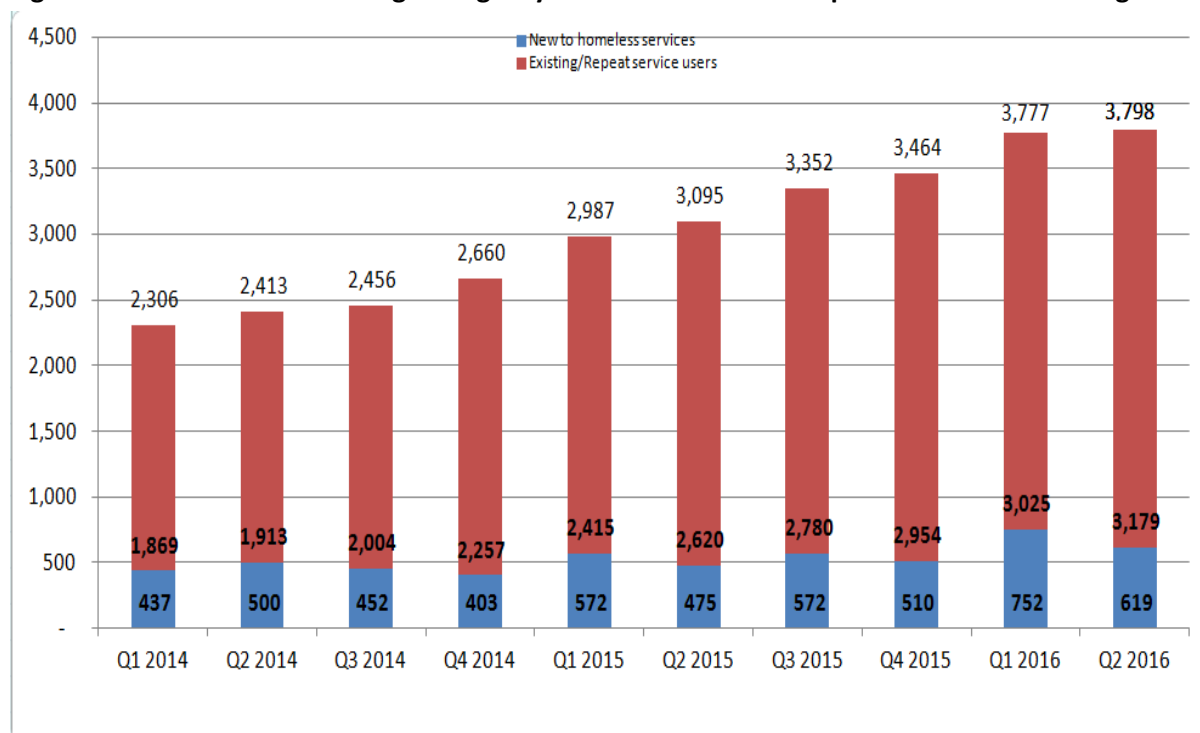


**Part 2**

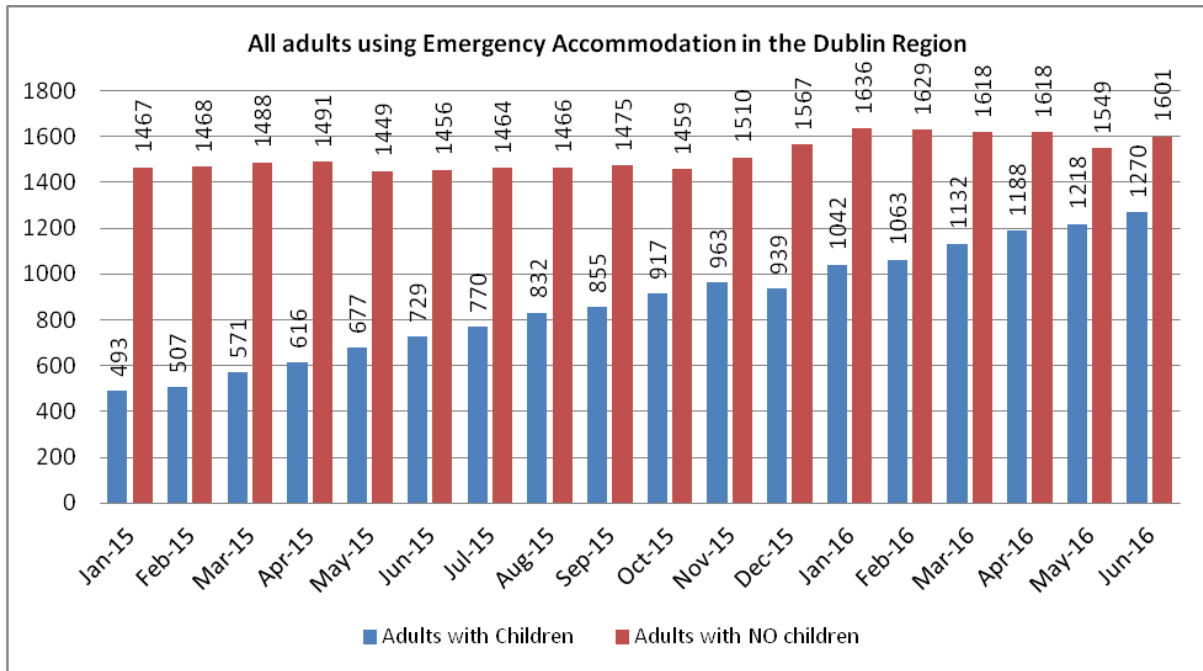
**2. Number of new presentations on a daily basis**

	New	Repeat	Total Q1 2016
Number of adult individuals using emergency accommodation in Q2 2016	619	3,179	3,798
Number of days in Q2 2016	91		
Daily average	6.8		

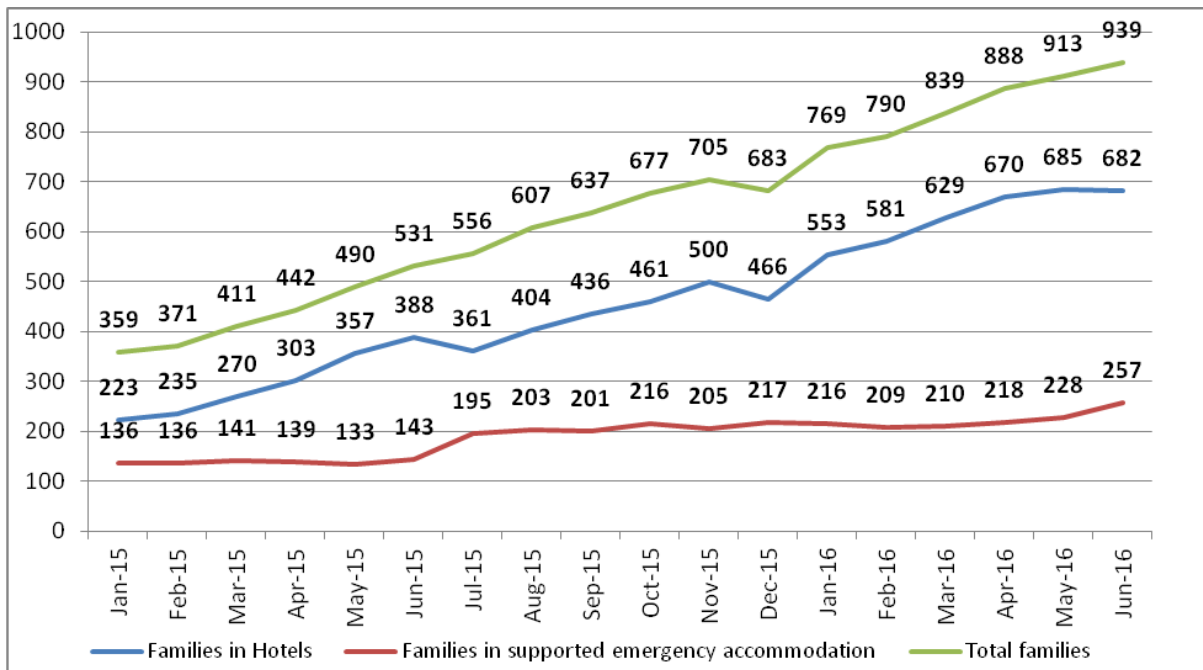
**Figure 3: Number of adults using emergency accommodation each quarter in the Dublin Region**



**Figure 4: Breakdown of adults accessing emergency accommodation each month<sup>2</sup>**

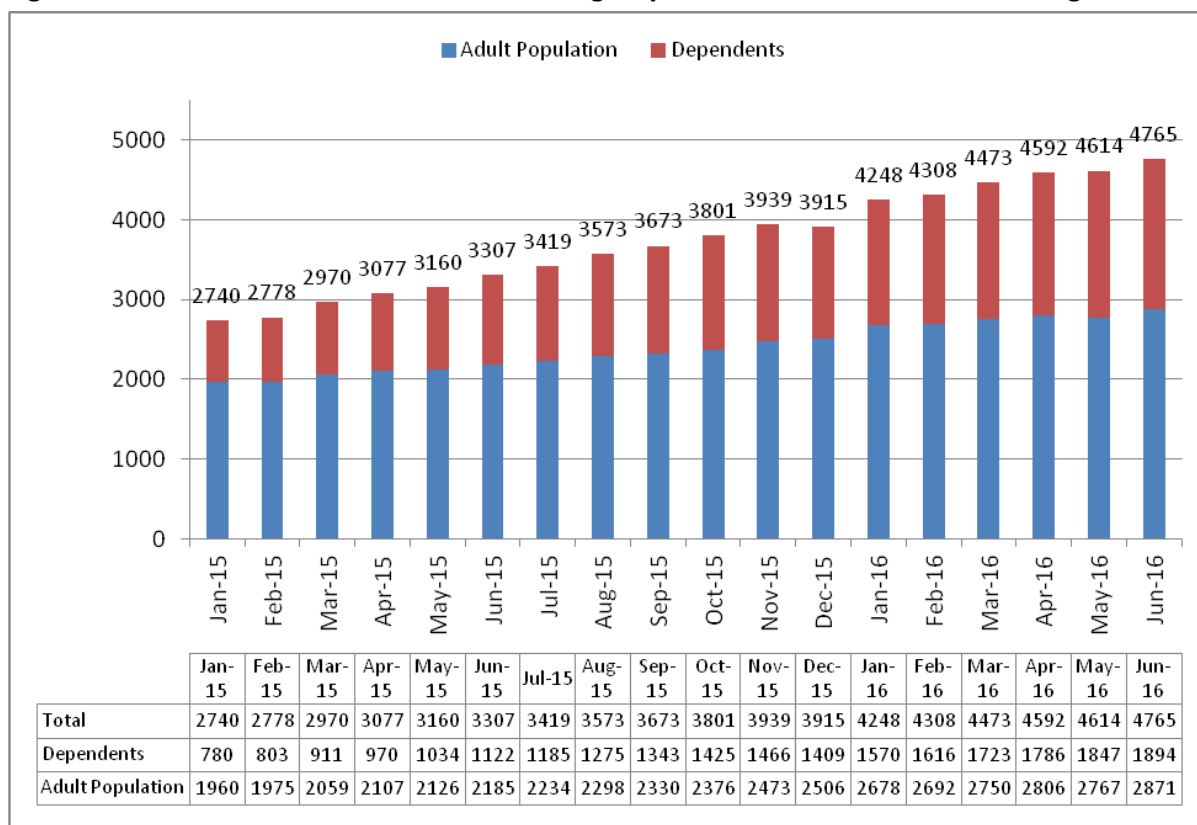


**Figure 5: Type of accommodation accessed by families in the Dublin Region**



<sup>2</sup> Figures are produced monthly detailing the number of adults and children who accessed emergency accommodation over a single week. Available: <http://www.environ.ie/en/DevelopmentHousing/Housing/SpecialNeeds/HomelessPeople/>

**Figure 6: Number of adults and children in emergency accommodation in the Dublin Region**

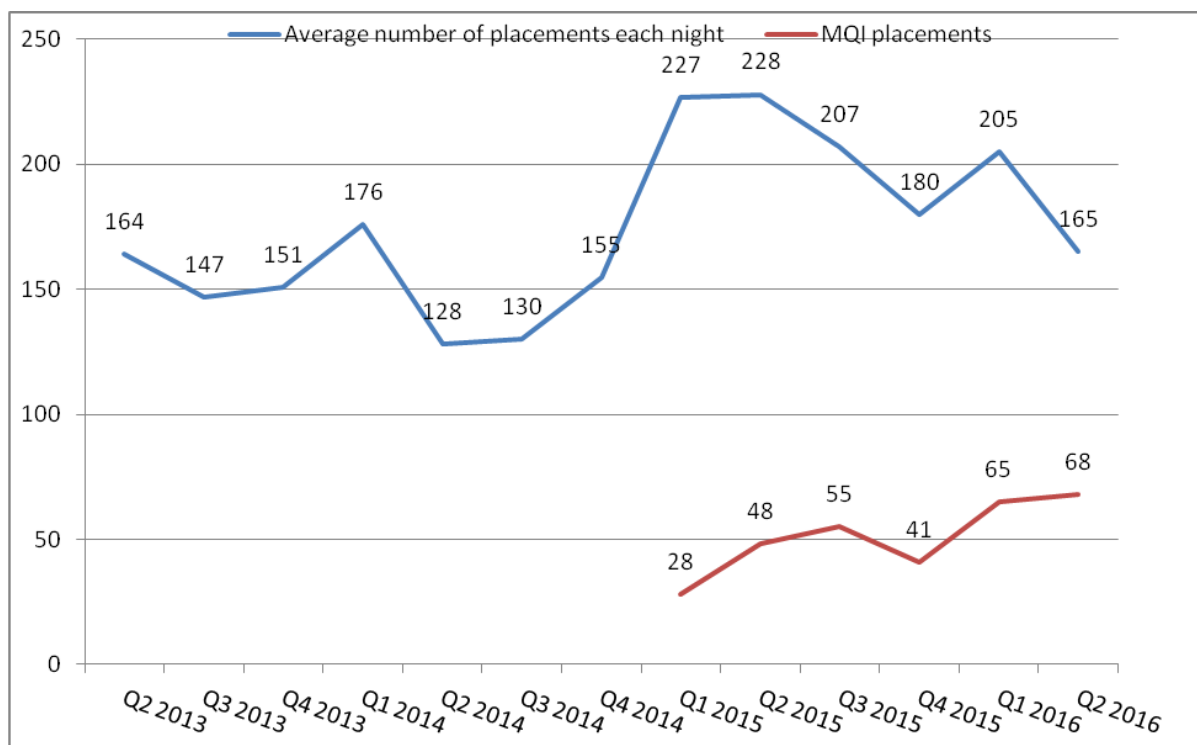


**Additional Information:**

Service	Number of placements in Q2 2016	Number Offered accommodation	Number of 'No shows'	Number unable to accommodate - insufficient capacity / unsuitability (Sleeping bags booked)
Calls from Service Users: Helpline	13047	13309		2588
Placement Service	8151	8151	1332	11
<b>Total</b>	<b>21198</b>	<b>21460</b>	<b>1332</b>	<b>2599</b>
Average per night	233	236	15	29



**Figure 9: Number of nightly placements into emergency accommodation<sup>3</sup>**



<sup>3</sup> Figures refer only to placements into emergency accommodation; MQI night service placements are excluded.

### 3. Number of persons in emergency accommodation for longer than 6 months

Type of Emergency Accommodation <sup>4</sup>	Number of Adult Individuals on last day of Quarter 2 2016	Resident < 6 Months	Resident > 6 Months	
			Consecutively or continuously in emergency accommodation for longer than 6 months	Non-consecutively in emergency accommodation for longer than 6 months in the previous 12 month period
Supported Temporary Emergency Accommodation (STA)	1130	393	511	226
Temporary Emergency (TEA)	63	16	43	4
Private Emergency (PEA)	1472	670	736	66
<b>Total</b>	<b>2665</b>	<b>1079</b>	<b>1290</b>	<b>296</b>
			<b>1586</b>	

**Table 4a: Change in number and rate of adult long-term homelessness each quarter**

	Q1 2014	Q2 2014	Q3 2014	Q4 2014	Q1 2015	Q2 2015	Q3 2015	Q4 2015	Q1 2016	Q2 2016
Number of adult individuals in emergency accommodation on last day of the quarter	1,394	1,414	1,491	1,692	1,868	1,975	2,119	2,279	2577	2665
Number of those individuals in accommodation 6 months or more on the last day of the quarter	763	774	826	921	997	1,053	1,153	1,290	1476	1586
Percentage	55%	55%	55%	54%	53%	53%	54%	57%	57%	60%
Monthly Increase:	-	11	52	95	76	56	100	137	186	110

<sup>4</sup> These figures exclude MQI Night Café

## Additional Information:

Accommodation Category	Total Number of Persons During Quarter 2 2016	Number with a Support Plan
Supported Temporary Accommodation (STA)	1998	1232
Temporary Emergency Accommodation (TEA)	110	95
Private Emergency Accommodation (PEA)	1974	586
Other (Simon Detox and Residential Alcohol Service)	87	69
(less) people accessing multiple accommodation types during the quarter*	(312)	(151)
<b>Total (Unique Individuals accessing emergency accommodation)</b>	<b>3857</b>	<b>1831</b>
*Note – some individual's access services in more than one accommodation type during the quarter.		

**Table 5a: Number and percentage of adult individuals in emergency accommodation with support plans each quarter in the Dublin Region**

	Q1 2014	Q2 2014	Q3 2014	Q4 2014	Q1 2015	Q2 2015	Q3 2015	Q4 2015	Q1 2016	Q2 2016
Individuals in emergency accommodation with a support plan	1,237	1,242	1,399	1,491	1,529	1,564	1,587	1,700	1,775	1,831
Percentage of Individuals in emergency accommodation with a support plan	53%	51%	56%	55%	51%	50%	48%	48%	46%	47%

**4. Number of persons leaving emergency accommodation**

Table 6: Number of persons leaving emergency accommodation Q2 2016	
Moved to new/independent accommodation (As reported in table 1)	412
Staying with family or friends	57
Relocated to another country	22
Departure to Medical Facilities: Hospital	45
Departure to Medical Facilities: Residential Treatment	35
Departure to Correctional Facilities: Prison (on remand)	35
<b>Total</b>	<b>606</b>

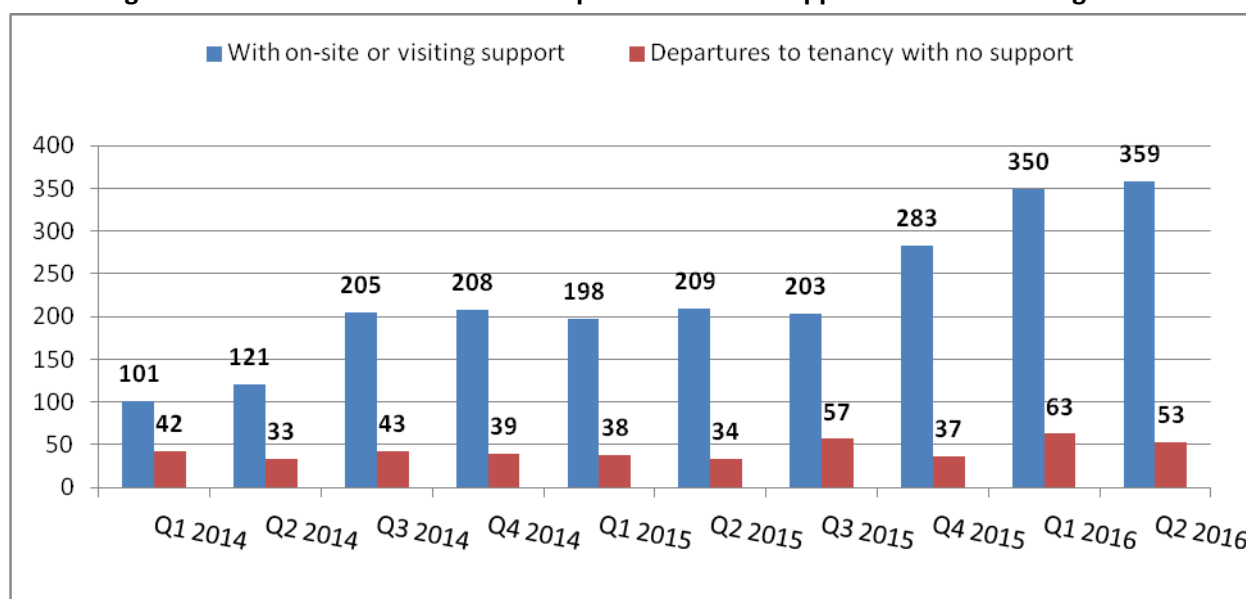
**5. Occupancy rate in emergency accommodation**

Table 7: Occupancy rate in emergency accommodation	
Total number of beds available at (30 <sup>th</sup> June 2016)	2,667
Number of beds occupied at (30 <sup>th</sup> June 2016)	2,665

**6. Number of persons moving on into independent living with support**

Table 8: Number of persons moving to independent living with support	
Persons moved on into independent living with support	Total Q2 2016
Number in supported accommodation (LTA on-site supported)	14
Number in Approved Housing Body accommodation (AHB on-site supported and visiting support)	39
Number in local authority owned accommodation with support (LA on-site supported and visiting support)	87
Number in private rented accommodation with floating support services (visiting support only)	9
Housing Assistance Payment (HAP)	210
<b>Total</b>	<b>359</b>

**Figure 12: Tenancies with and without post settlement support in the Dublin Region**



## Additional Information:

Table 9: Number of former service users supported by Visiting Support Services on 30 <sup>th</sup> June 2016			
SLI Service Provider	Number of Persons Currently Supported in tenancy Q2 2016	Number of Persons No Longer Requiring Support (*or not in housing)	Total Cases to Date
Focus/PMVT Sli Visiting Support	181	673	<b>854</b>
Simon Sli Visiting Support	178	1248	<b>1426</b>
Hail Mental Health Visiting Support	46	225	<b>271</b>
Housing First On-going Visiting Support	54	0	<b>54</b>
<b>Total</b>	<b>459</b>	<b>2146</b>	<b>2605</b>

**7. Number of persons moving on into independent living without support**

Table 10: Number of persons moving on into independent living without support Q2 2016	
Number in private rented accommodation without support	7
Number in local authority owned accommodation without support	21
Number in other Approved Housing Body accommodation without support	8
Number in Housing Assistance Payment without support	17
<b>Total</b>	<b>53</b>

**8. Number of persons sleeping rough**

		With a Support Plan
Number of persons discovered sleeping rough on night of Rough Sleeping Count (24 <sup>th</sup> April 2016)	102	
Number of persons sleeping rough with a PASS record	62	n/a

Number of persons in contact Bedded Down	179
Number of persons in contact Not Bedded Down	234
<b>Total Individuals</b>	<b>413</b>
<i>Number of persons who also used Emergency Accommodation</i>	286

Table 12a: Emergency accommodation use amongst individuals rough sleeping

	Q1 2014	Q2 2014	Q3 2014	Q4 2014	Q1 2015	Q2 2015	Q3 2015	Q4 2015	Q1 2016	Q2 2016
No. in contact with RCOS/HFIT	406	446	354	450	435	449	454	423	403	413
No. accessing accommodation	304	312	224	378	317	298	312	322	250	286
Percentage in contact with HFIT and using Emergency Accommodation	75%	70%	63%	84%	73%	66%	69%	76%	62%	69%

Table 12b: HFIT number of contacts with individual adults in Q2 2016

Number of contacts	Number on adults individuals	Percentage	Number of contacts	Percentage
<b>1-10 contacts</b>	385	93%	946	66%
<b>11-20 contacts</b>	22	5%	303	21%
<b>21-50 contacts</b>	6	1%	187	13%
<b>50-100 contacts</b>	0	0%	0	0%
<b>Total</b>	<b>413</b>	<b>100%</b>	<b>1,436</b>	<b>100%</b>

## Part 4

## 10. Meetings of the Management Group and Consultative Fora

	Dates of meetings held in the Q2 2016	Membership Details																		
Statutory Management Group	<b>5<sup>th</sup> May 2016</b>	Dublin Region Homeless Executive South Dublin County Council HSE Integrated Service Directorate The Probation Service Tusla																		
Regional Homelessness Consultative Forum	<b>21<sup>st</sup> April 2016 &amp; 23<sup>rd</sup> June 2016</b>	<table border="1"> <tr><td>An Garda Síochána</td></tr> <tr><td>City of Dublin Education &amp; Training Board (CDETb)</td></tr> <tr><td>Department of Social Protection</td></tr> <tr><td>Department of Social Protection - HPU</td></tr> <tr><td>Dublin City Council</td></tr> <tr><td>Dublin Region Homeless Executive</td></tr> <tr><td>Dún Laoghaire-Rathdown County Council</td></tr> <tr><td>Fingal County Council</td></tr> <tr><td>Homeless Network Crosscare Merchants Quay Ireland Threshold</td></tr> <tr><td>HSE Integrated Service Directorate</td></tr> <tr><td>HSE Dublin North City</td></tr> <tr><td>HSE Dublin West – Social Inclusion / HSE Dublin Mid Leinster</td></tr> <tr><td>Irish Council for Social Housing</td></tr> <tr><td>Irish Prison Service</td></tr> <tr><td>MAG – Peter McVerry Trust</td></tr> <tr><td>South Dublin County Council</td></tr> <tr><td>The Probation Service</td></tr> <tr><td>TUSLA – Child &amp; Family Agency</td></tr> </table>	An Garda Síochána	City of Dublin Education & Training Board (CDETb)	Department of Social Protection	Department of Social Protection - HPU	Dublin City Council	Dublin Region Homeless Executive	Dún Laoghaire-Rathdown County Council	Fingal County Council	Homeless Network Crosscare Merchants Quay Ireland Threshold	HSE Integrated Service Directorate	HSE Dublin North City	HSE Dublin West – Social Inclusion / HSE Dublin Mid Leinster	Irish Council for Social Housing	Irish Prison Service	MAG – Peter McVerry Trust	South Dublin County Council	The Probation Service	TUSLA – Child & Family Agency
An Garda Síochána																				
City of Dublin Education & Training Board (CDETb)																				
Department of Social Protection																				
Department of Social Protection - HPU																				
Dublin City Council																				
Dublin Region Homeless Executive																				
Dún Laoghaire-Rathdown County Council																				
Fingal County Council																				
Homeless Network Crosscare Merchants Quay Ireland Threshold																				
HSE Integrated Service Directorate																				
HSE Dublin North City																				
HSE Dublin West – Social Inclusion / HSE Dublin Mid Leinster																				
Irish Council for Social Housing																				
Irish Prison Service																				
MAG – Peter McVerry Trust																				
South Dublin County Council																				
The Probation Service																				
TUSLA – Child & Family Agency																				

Signed:

Daithi Downey, Acting Director, Dublin Region Homeless Executive