

Census 2016 Homeless Results



Feidhmeannacht um Dhaoiné ar Easpa
Díidne Réigiún Bhaile Átha Cliath
Dublin Region Homeless Executive

Section 1

Census 2016 Results

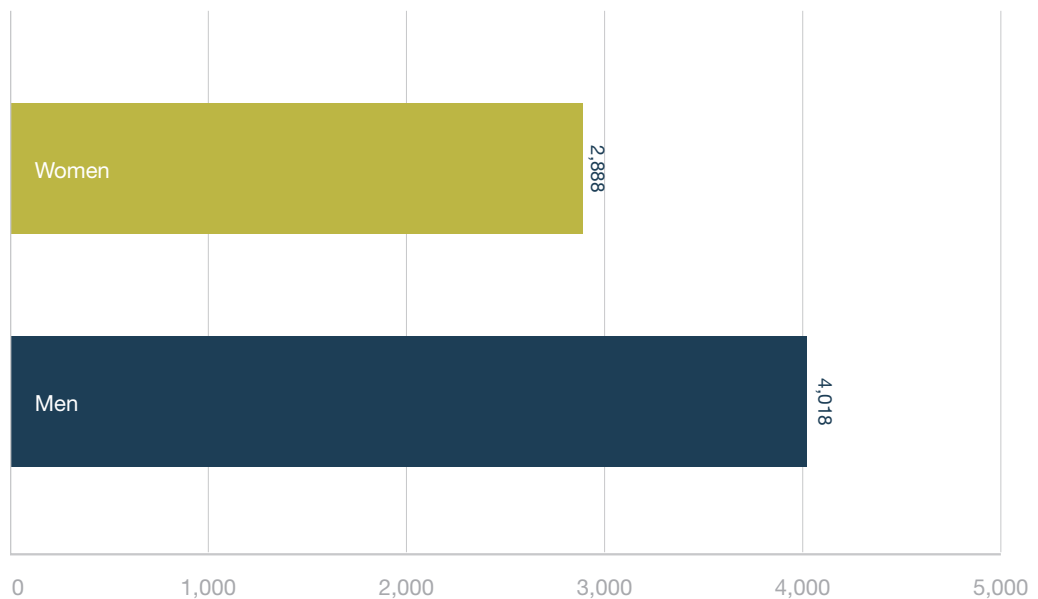
Overview Census 2016 Homeless Results

The Census 2016 count was conducted on the night of 24th April 2016 in Ireland. 4,761,865 persons were enumerated in the State of which **6,906 individuals were identified as homeless** as they were either counted in accommodation providing shelter for homeless persons or were identified sleeping rough on the Census night. This was the second time that the homeless population was enumerated as part of the national Census. The first count took place in 2011 and a total 3,808 individuals were identified as homeless.

Census 2016 Homeless Population: Gender

Of the 6,906 individuals counted as homeless nationally, there were total 4,018 men and 2,888 women. Men represented 58% of the population and women 42%.

Figure 1: Census 2016 National Homeless Population Gender Breakdown

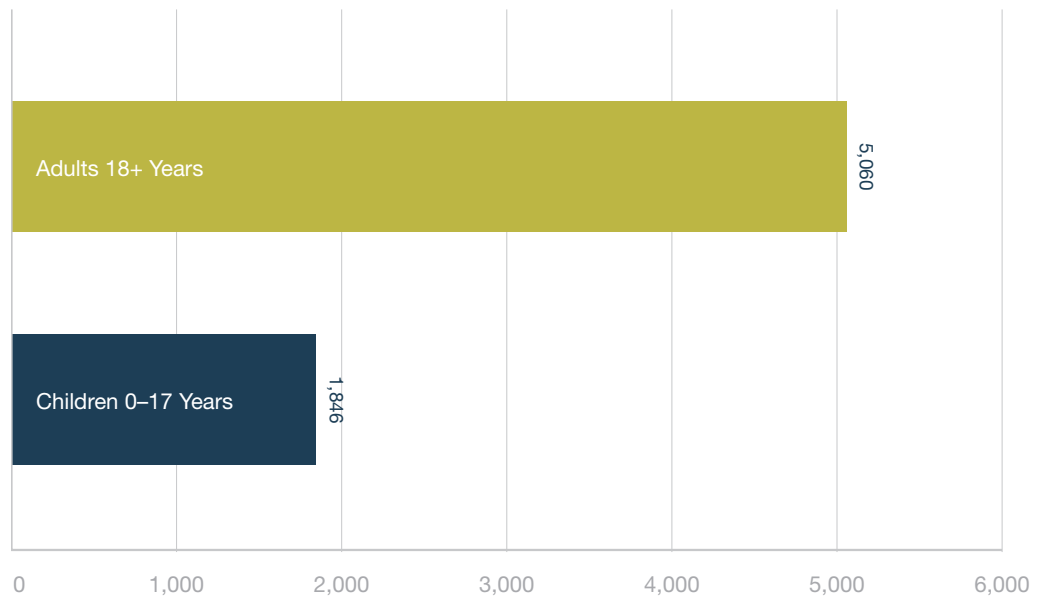


Section 1 Census 2016 Results (continued)

Census 2016 National Homeless Population: Adults and Children

Amongst the total homeless population enumerated on Census night in April 2016, 5,060 individuals were 18 years of age and over whilst 1,846 individuals were 17 years of age and under as shown in Figure 2. As a percentage, adults made up 73% of the national homeless population and children 27%.

Figure 2: Census 2016 National Homeless Population: Adults and Children



Section 2

Comparison of Census 2011 and 2016 Results

Census 2011 and Census 2016 National Homeless Results

Table 1 shows the Census national homeless results for the years 2011 and 2016. The results from the two Census periods are not directly comparable as the year 2011 results included population groups that were not part of the population in 2016.

Table 1: Census 2011 and 2016¹ National Homeless Population

Year	National homeless population
2011	3,808 ²
2016	6,906 ³

The 2011 homeless Census total of 3,808 individuals indicated in Table 1 included 992 people accommodated in long term homeless accommodation. This population had not been included in 2016. The results have been adjusted in Table 1b below to exclude the long term homeless. This will allow the 2011 total to be comparable to the 2016 Census results.

Table 1b: Census 2011 Adjusted National Homeless Population

Census 2011	Total
Total homeless population	3,808
Less homeless persons in Long Term Accommodation	(992)
Adjusted national homeless population	2,816

After adjusting for the 992 individuals in LTA, the Census 2011 national homeless population was 2,816.

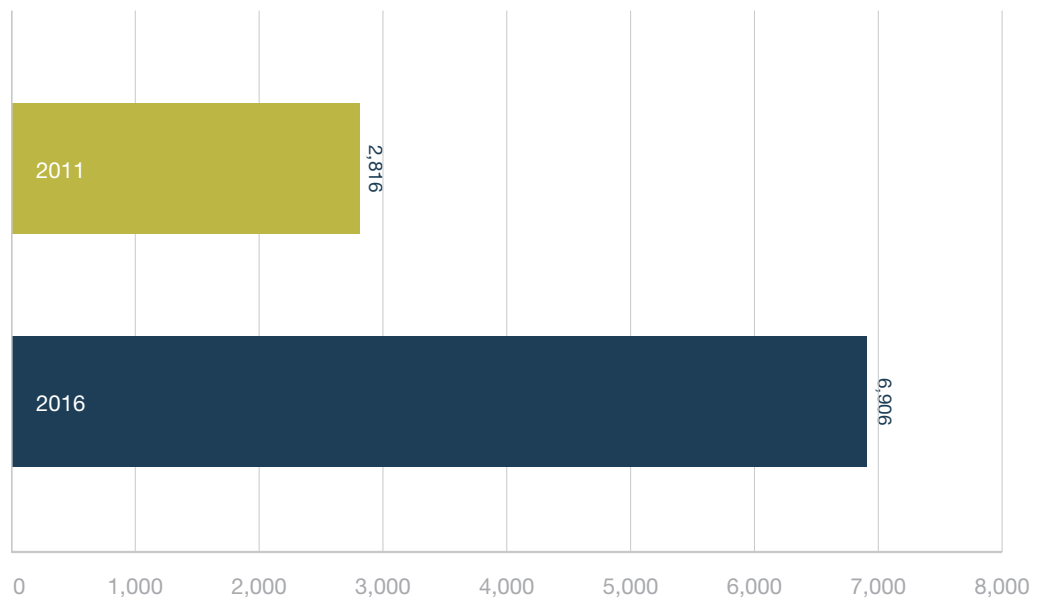
1. Since 2015 domestic violence services are no longer funded by the Department of Housing Planning and Local Government. Total 92 males and 214 females counted in domestic violence services were included in the homeless Census 2016 which enables comparability with the homeless Census 2011 population.
2. The Census 2011 national homeless population includes 992 person accommodated in Long Term Accommodation on the Census Night (578 male and 414 female).
3. Persons in Long Term Accommodation (LTA) were not included in the total homeless population in 2016, however a footnote was provided identifying 1,772 counted in LTA.

Section 2 Comparison of Census 2011 and 2016 Results (continued)

Adjusted Census 2011 and Census 2016 Homeless Results Comparative

In order to determine the increase in the homeless population in the five year period since Census 2011 the results from Census 2016 are now compared to the adjusted Census 2011 results in Figure 3.

Figure 3: Adjusted Census 2011 and Census 2016 National Homeless Populations

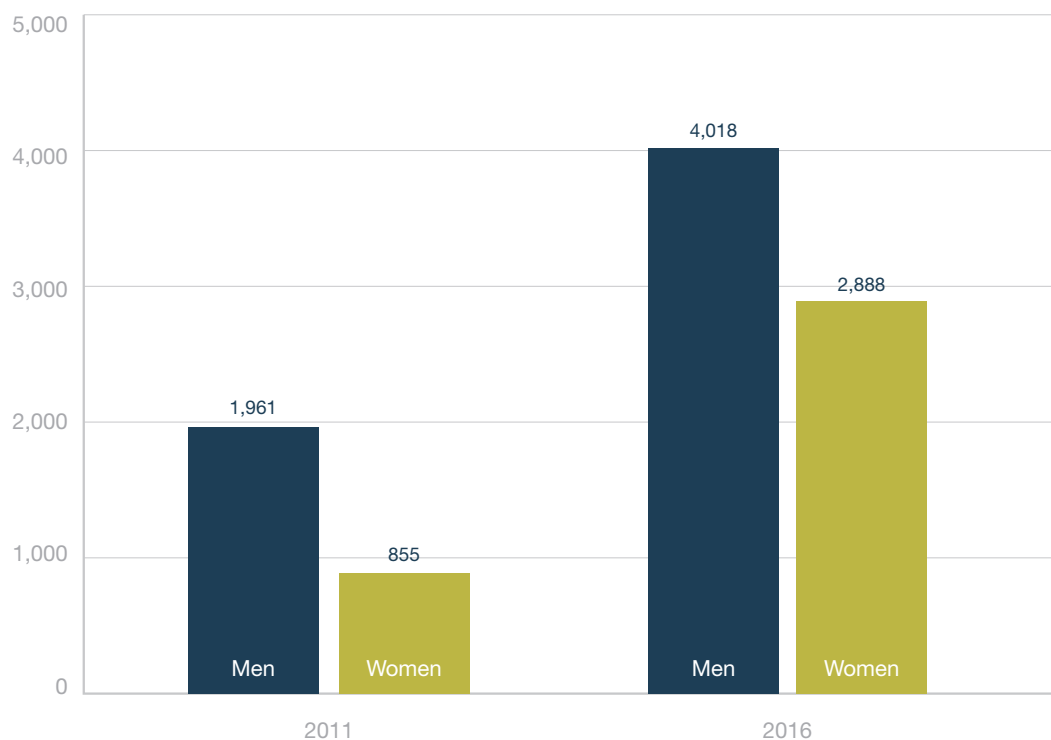


The Census 2016 results show that Ireland's homeless population increased by **4,090** individuals over the five years since April 2011, to reach, 6,906 individuals in April 2016. This represents a total increase of 145 per cent over the five years.

Adjusted Census 2011 and Census 2016 National Homeless Populations: By Gender

Figure 4 shows the gender breakdown in absolute numbers of the Census 2016 and adjusted 2011 homeless populations. There were 2,057 (105%) more males in 2016 than were counted in 2011 and there were 2,033 (238%) more females in the Census 2016 homeless population.

Figure 4: Adjusted Census 2011 and Census 2016 National Homeless Populations: By Gender

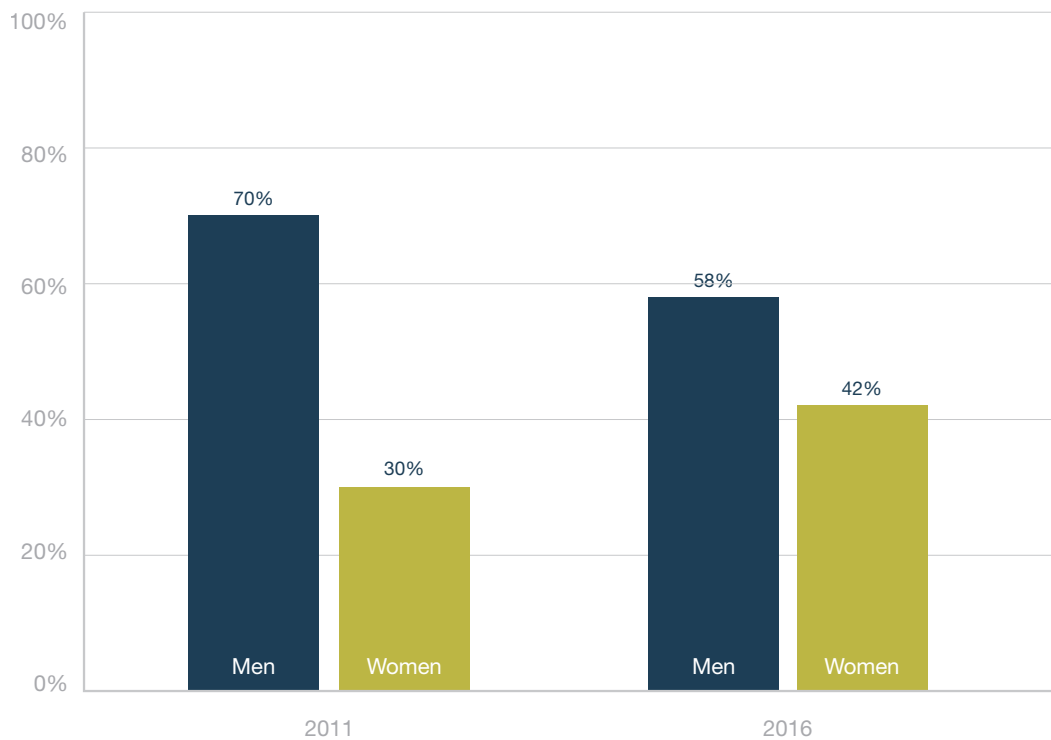


The data in Figure 4 clearly shows the growth in female numbers within the national homeless population.

Section 2 Comparison of Census 2011 and 2016 Results (continued)

Figure 5 illustrates that women accounted for 42% of the homeless population in 2016 compared with 30% in 2011. Conversely, the percentage for men was 58% in 2016 compared with 70% in 2011.

Figure 5: Census 2016 and Adjusted 2011 National Homeless Populations Percentage: By Gender



Although in absolute numbers men still outnumber women, the figures indicate a substantial percentage increase in the representation of women in the homeless population over the five year period since 2011.⁴

4. Comparative analysis between the Census 2016 and adjusted 2011 homeless populations could not be facilitated beyond gender. Further data on age-groups and families for persons accommodated in LTA in 2011 was not available.

Section 3

Census 2016 and DHPLG April 2016 National Homeless Data

This section looks at the Census 2016 national homeless results in comparison to the national homeless figures released in April 2016 by the DHPLG⁵. Data on homelessness released by the DHPLG is produced by local authorities through the Pathway Accommodation & Support System (PASS)⁶. The homelessness data published by DHPLG⁷ and the CSO homeless Census figures are both compiled using the European Typology of homelessness as a reference framework.⁸

Table 1 ETHOS Typology Operational Categories Adopted by CSO 2016 and DHPLG in the Enumeration of the Homeless Population

Conceptual Category	Operational Category
Roofless	1. People sleeping rough
	2. People in emergency accommodation
Houseless	3. People in accommodation for the homeless
	4. People in women's shelters ⁹

In April 2016, the Department of Housing, Planning and Local Government reported that there were **6,189 homeless individuals** in Ireland accommodated in homeless services over a one week period in April (18–24th April 2016). The period included the night of the Census 2016 count which was held on the 24th of April 2016, on which **6,906 individuals** were identified as homeless.

- DHPLG provides funding for homeless services under Section 10 of the Housing Act 1988. Under Section 10 local authorities respond to homelessness by directly arranging and funding emergency accommodation.
- PASS is the National homeless database. The lead local authority in each region submits data from PASS measuring total homeless individuals. These figures are then released by the DHPLG.
- http://www.housing.gov.ie/sites/default/files/publications/files/homelessness_report_april_2016.pdf
- The CSO and the DHPLG data identify homeless individuals based on ETHOS's Roofless and Houseless conceptual categories. Only operational categories 1, 2, 3 and 4 are enumerated in the counting of the homeless population.
- In Census 2011 the operational category *people in women's shelters* was included as domestic refuges were funded by DHPLG at that time. The funding ceased in 2015. Census 2016 included the category so that results will be comparable with the 2011 data.

Section 3

Census 2016 and DHPLG April 2016 National Homeless Data (continued)

As can be seen from Table 3 below, more individuals were reported to be homeless on Census night. This is because the Census 2016 total included individuals in non-state funded homeless accommodation identified by the CSO and agencies/service providers involved in providing support to homeless people and persons in domestic violence services whilst the Government department total excludes these categories as they are not funded by the Department of housing planning and local government.

Table 3: Census 2016 and DHPLG 2016 National Homeless Data

Census 2016 and DHPLG 2016 national homeless data comparison - April 2016

Census homeless population (Single night – 24th)	6,906
2016 DHPLG April 2016 (over a week 18-24th)	6,189
Difference	(717)

The difference of 717 between the CSO and DHPLG figures is accounted for by the fact that the CSO 2016 total included 774 individuals counted in non-state funded homeless services and domestic violence services¹⁰.

To enable comparison with the DHPLG April 2016 homeless total, the CSO Census 2016 national homeless total is adjusted to exclude the 774 individuals shown in Table 3b.

Table 3b: Adjusted Census 2016 homeless population

Year 2016	National homeless population
Census homeless population	6,906
Less Individuals in non-state funded services and domestic refuges	(774) ¹¹
Adjusted Census homeless population	6,132

The adjusted Census 2016 national homeless population is **6,132** after excluding the 774 individuals in non-state funded homeless accommodation and domestic violence services.

10. There were 306 persons in refuges and 468 persons in other non-state funded homeless services on Census night

11. The deducted total of 774 individuals includes 431 males and 343 females

Adjusted Census 2016 and DHPLG April 2016 National Homeless Population: Comparative

Comparing the adjusted Census 2016 homeless total and the DHPLG homeless data for the month of April 2016 shows a difference of 57 individuals as indicated in Table 4 below.

Table 4: Adjusted Census 2016 and DHPLG April 2016 National Homeless Population: Comparative

National homeless population 2016	
Adjusted Census homeless population (Single night April 24th)	6,132
DHPLG (over a week April 18-24th)	6,189
Difference	(57)

There is a small variance between the totals from the two data sources. The DHPLG shows a slightly higher total as more people would have accessed homeless accommodation over a week period compared to a single night.

Section 4

Comparison of Census 2016 and DHPLG Dublin Figures

The Census 2016 Dublin region figure includes persons from non state funded homeless services and domestic violence services. These population groups could not be isolated out on a regional basis. Therefore, CSO figures will appear higher than the comparable DHPLG figures.

Census 2016 homeless population: Dublin region¹²

Of the **6,906** individuals counted as homeless in Ireland in Census 2016, **a total 5,009 or 73% were located in the Dublin region**. The remaining total of 1,897 individuals or 27% were located in the remaining eight regions, as illustrated in Table 5¹³.

Table 5: Census 2016 homeless population: Dublin region and Rest of Ireland

Year 2016	Total	%
Dublin Region Only	5,009	73%
Rest of Ireland	1,897	27%
Total	6,906	100%

DHPLG 2016 Homeless Population: Dublin Region and Rest of Ireland

The percentage totals in Table 6 indicate that in April 2016, the Dublin region accounted for 74% of the national homeless population published by the Department of Housing Planning and Local Government. The Rest of Ireland accounted for 26% of the population.

Table 6: DHPLG April 2016 homeless data: Dublin region and Rest of Ireland

DHPLG April 2016	Total	%
Dublin Region Only	4,592	74%
Rest of Ireland	1,597	26%
Total	6,189	100%

12. The unadjusted Census 2016 homeless population n6,906 is used in this section as the breakdown between the Dublin region and the Rest of Ireland for individuals in non state funded services was not available. The original total including the 774 individuals (n6,909) is used to facilitate population percentage comparison between the Dublin region and the rest of Ireland.

13. The Dublin region total of 5,009 includes an unidentified total of individuals counted as part of the 774 persons in non-state funded services and domestic refuges.

Census 2016 and DHPLG April 2016 Homeless Population: Percentage Comparison

The Dublin region accounts for majority of the individuals enumerated as homeless in both the CSO and DHPLG measurement mechanisms.

Figure 6: Census 2016 and DHPLG April 2016 Homeless Population Distribution: Dublin Region and Rest of the Country

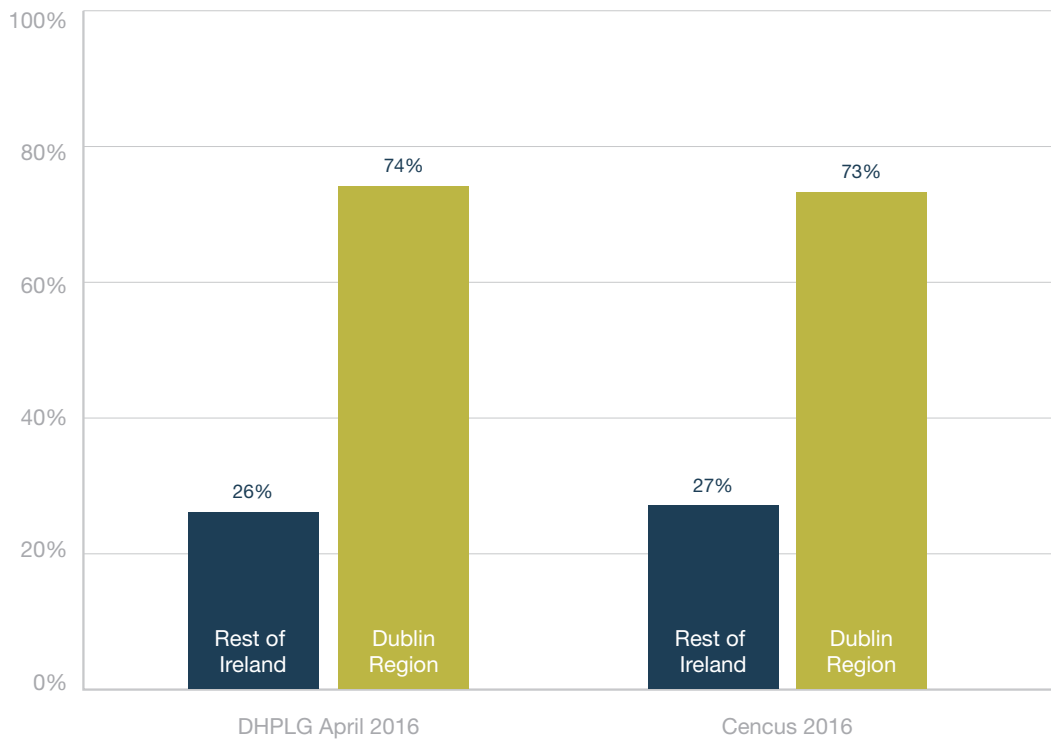


Figure 6 above shows similar population distribution between the Census 2016 and the DHPLG April 2016 homeless populations.

Summary

Section 1: Census 2016 Results

- The Census 2016 national homeless results showed that there were total 6,906 homeless individuals in Ireland.
- Within the population, adults 18 years and over accounted for 73% of the population and children 17 years and under accounted for 27% of the homeless population.

Section 2: Comparison of Census 2011 and 2016 Results

- Census 2011 homeless population was adjusted by deducting individuals in LTA accommodation n=992 to facilitate comparability to the Census 2016 population.
- Comparison between adjusted Census 2011 population and Census 2016 population showed that the homeless population increased by 4,090 individuals over the five years since the April 2011 homeless Census, to reach, 6,906 individuals in April 2016. This represents a total increase of 145 % over the five years.
- There were 2,057 (105%) more males and 2,033 (238%) more females in Census 2016 than were counted in Census 2011 homeless population.
- The Census 2016 results also indicate a 12 percentage points increase in female representation in the homeless population over the five year period. In 2011, women represented 30% of the national homeless population and this figure increased to 42% in 2016. Male population although still outnumbering female population decreased by 12 percentage points in 2016. In 2011 men represented 70% of the homeless population and this figure was 58% in Census 2016.

Section 3: Comparison of Census 2016 and DHPLG National Figures

- After adjusting for individuals in non state funded homeless accommodation and domestic refuges, the adjusted Census 2016 national total n=6,132 showed a difference of 57 individuals when compared to DHPLG April 2016 published national total n=6,189. The DHPLG total was higher as it measured homelessness over a week period whilst the Census total was based on a single night.

Section 4: Comparison of Census 2016 and DHPLG Dublin Figures

- Of the 6,906 individuals enumerated as homeless in Ireland a total of 5,009 were located in the Dublin region. The remaining 1,897 individuals were located in the Rest of Ireland.
- Of those enumerated in the Dublin region 2,802 were men and 2,207 women.
- Percentage comparison shows a similar homeless population distribution in the Dublin region when comparing the figures from Census 2016 and the DHPLG April 2016. The percentages for the Dublin region were 73% and 74% for Census 2016 and the DHPLG April 2016 respectively.

