



Trinity College Dublin

Coláiste na Tríonóide, Baile Átha Cliath

The University of Dublin

Mortality Amongst the Homeless

Dr Bernie O'Donoghue Hynes, Dublin Regional Homeless Executive

Dr Jo-Hanna Ivers Prof Joe Barry

Department of Public Health & Primary Care, Institute of Population

Health School of Medicine, Trinity College Dublin



**Feidhmeannacht um Dhaoine ar Easpa
Díidne Réigiún Bhaile Átha Cliath**

Dublin Region Homeless Executive



Feidhmeannacht na Seirbhíse Sláinte
Health Service Executive

Background

Dublin Region Homeless Executive:

- Homeless Agency up to 2011
- 2011 “**PASS**” system operative in the region:
 - Shared client services database used by all NGO and LA service providers in the region supported by DRHE: accommodation and support planning
 - Single comprehensive source of “live” data – vast majority of services and service users
 - Rules: active access/engagement with homeless services – during past 2 years



How many are homeless?

Singles/Couples/Families with or without dependents...

National: 6,525 individuals homeless July 2016

4,177 adults

2,348 children



Trinity College Dublin
Coláiste na Tríonóide, Baile Átha Cliath
The University of Dublin



**Feidhmeannacht um Dhaoine ar Easpa
Díine Réigiún Bhaile Átha Cliath**
Dublin Region Homeless Executive

How many are homeless?

Singles/Couples/Families with or without dependents...

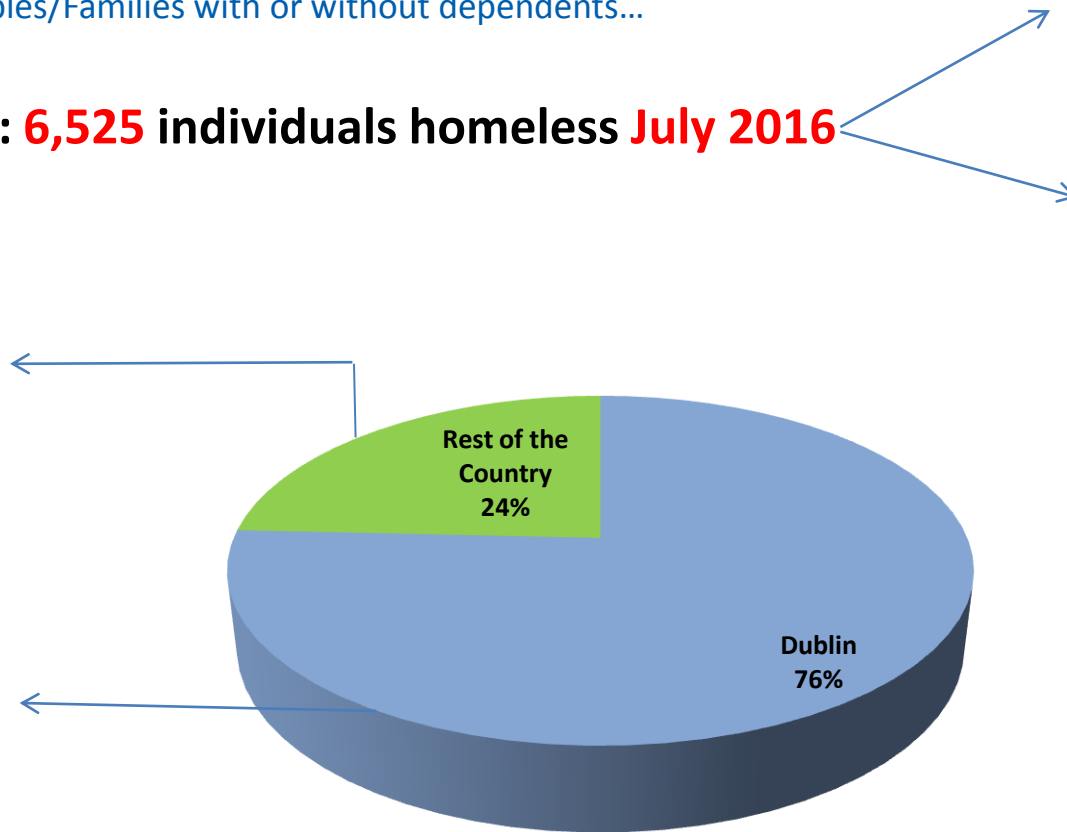
National: 6,525 individuals homeless July 2016

4,177 adults

2,348 children

1,255 adults
&
328 children

2,922 adults
&
2,020 children



Trinity College Dublin
Coláiste na Tríonóide, Baile Átha Cliath
The University of Dublin



Feidhmeannacht um Dhaoine ar Easpa
Díine Réigiún Bhaile Átha Cliath
Dublin Region Homeless Executive

Chronic & Episodic Homelessness

Cluster Analysis (2011- 2014) - Redmond & Waldron UCD

	Transitional	Episodic	Chronic /Long-stay
Using Emergency Accommodation (n=7,254)	78%	9%	13%
Engaged in Rough Sleeping only <i>no use of Emergency Accommodation</i> (n=591)	83%	15%	2%

Support research that better understands impact of homelessness

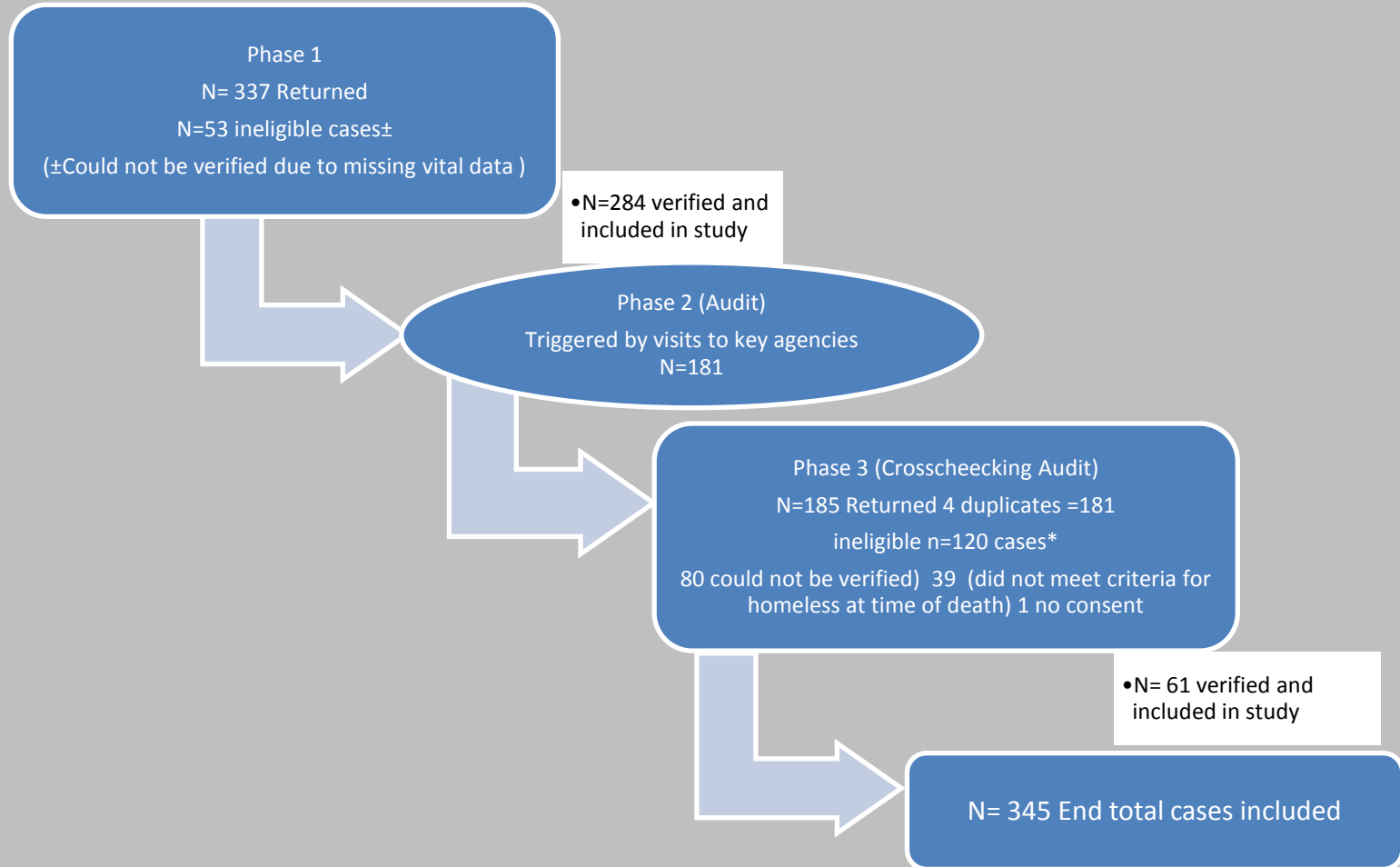


Trinity College Dublin
Coláiste na Tríonóide, Baile Átha Cliath
The University of Dublin




Feidhmeannacht um Dhaoine ar Easpa
Dídine Réigiún Bhaile Átha Cliath
Dublin Region Homeless Executive

Method





Demographics – Age and Gender



77%



23%

**Mean
age**

44 years old

**Mean
age**

38 years old

Results – Verified Deaths

Deaths in Homeless Population Dublin Region by Gender & Age Group 2005-2014														
Pre-PASS								Post-PASS						
Gender	Age Group	2005	2006	2007	2008	2009	2010	2011	2012	2013	2014	2015	Total	
Male	18-24	0	1	2	1	1	1	2	0	4	1	0	13	
	25-44	11	13	15	10	1	3	8	9	6	14	13	103	
	45-64	5	5	11	5	8	7	6	14	7	11	13	92	
	65+	1	2	2	0	0	3	1	3	2	4	1	19	
Outstanding Inquest		0	0	0	0	0	0	0	0	0	14	26	40	
	Male Total	17	21	30	16	10	14	17	26	19	44	53	267	
Gender	Age Group	2005	2006	2007	2008	2009	2010	2011	2012	2013	2014	2015	Total	
Female	18-24	1	0	0	0	0	0	0	1	1	0	0	3	
	25-44	4	6	7	4	3	1	3	5	5	8	2	48	
	45-64	2	2	1	0	1	1	1	4	0	1	2	15	
	65+	0	0	0	0	0	0	0	1	1	0	0	2	
Outstanding Inquest		0	0	0	0	0	0	0	0	0	3	7	10	
	Female Total	7	8	8	4	4	2	4	11	7	12	11	78	
Grand Total													345	

?

?

Region?

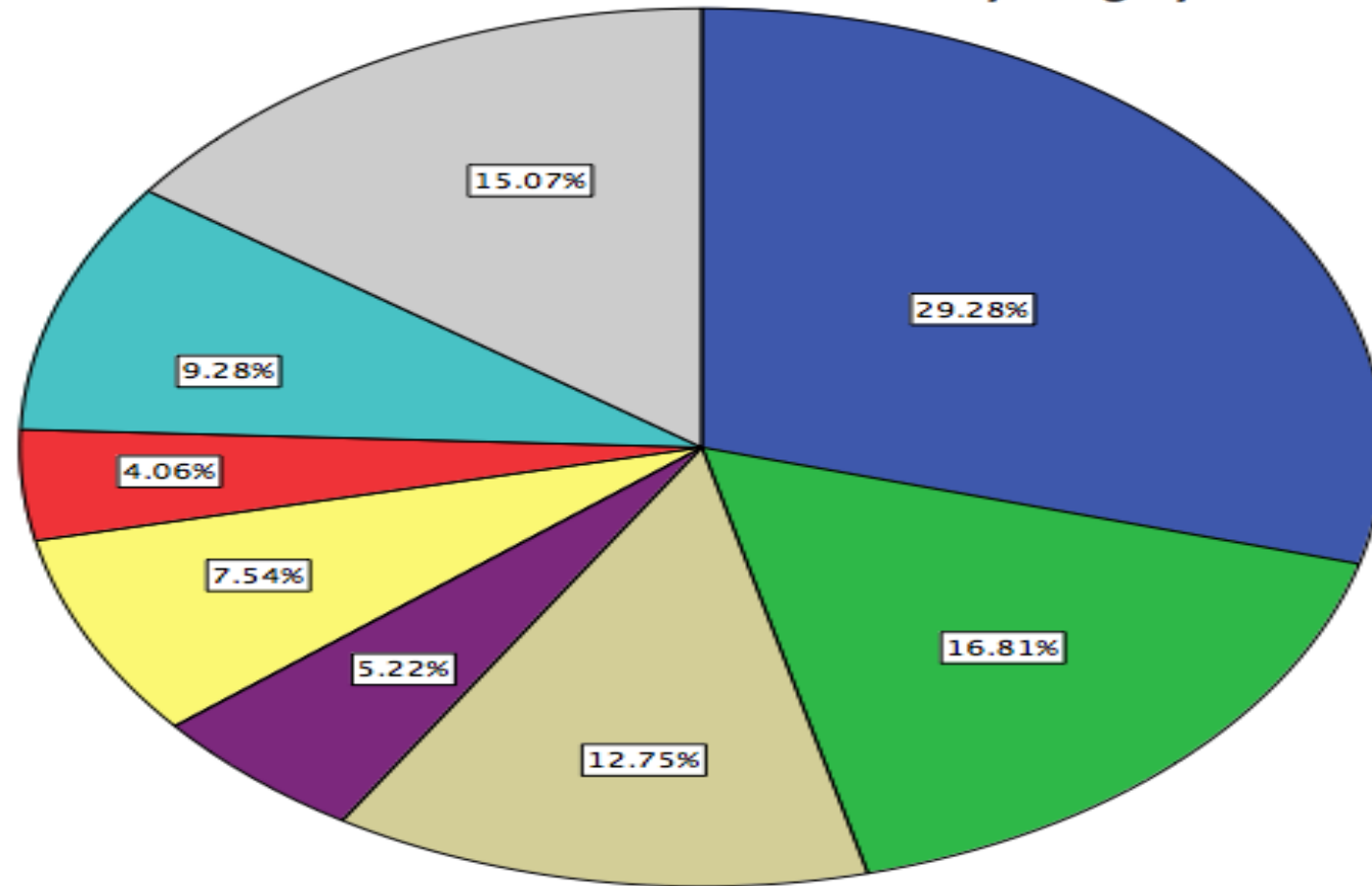
?



Cause of Death

Cause of death by category

- Drug and Alcohol
- Cardiac
- Respiratory
- Gastrointestinal
- Unnatural
- Cancer
- Other
- Outstanding Inquest



Place of Death

	Pre PASS Data	Post PASS Data	Total
Hospital	77	99	175 (51%)
Outdoors	7	24	31 (9%)
Hospice	3	7	10 (2.9%)
Private residence	15	12	27 (7.9)
Homeless Services	39	62	100 (29.2%)
Total	141	204	345



Standardised Mortality Ratios

Year	Males			Females		
	Observed*	Expected±	SMR	Observed	Expected	SMR
2011	17	4.9	4.1	4	0.7	7.1
2012	26	5.5	5.1	9	0.73	14.3
2013	19	6.1	3.8	7	1.0	8.0
2014	42	6.4	5.3	12	1.3	11.5



Summary

- **A minimum of 345 homeless individuals died between 2005-2015**
- **The average age at death of a homeless person in the Dublin Region over this period was 42 years old.**
- **Drug and alcohol were the single leading cause of death**
- **The majority of deaths occurred in Hospital**
- **SMR for homeless men was between 5 and 6 times higher.**
- **SMR for homeless women was 7 to 14 times higher.**



Acknowledgments

We would like to extend our gratitude to:

- All participating agencies
- Our Research Advisory Committee
- DRHE and HSE



Trinity College Dublin

Coláiste na Tríonóide, Baile Átha Cliath

The University of Dublin

Thank You



**Feidhmeannacht um Dhaoine ar Easpa
Díine Réigiún Bhaile Átha Cliath**

Dublin Region Homeless Executive



Feidhmeannacht na Seirbhíse Sláinte
Health Service Executive